



REPUBLIC OF UGANDA

**REPORT ON THE 2005/2006
GENERAL ELECTIONS**

BY THE

ELECTORAL COMMISSION

**SUBMITTED TO PARLIAMENT
THROUGH THE MINISTER OF JUSTICE AND
CONSTITUTIONAL AFFAIRS IN
ACCORDANCE WITH SECTION 12 (1) (0) OF THE
ELECTORAL COMMISSION ACT NO. 3, 1997**

AUGUST 2006

TABLE OF CONTENTS

	PAGE
CHAPTER ONE: BACKGROUND	1
1.1 ESTABLISHMENT OF THE ELECTORAL COMMISSION (COMMISSION)	1
1.2 ORGANIZATION STRUCTURE OF THE COMMISSION	1
1.3 RE-INTRODUCTION OF MULTI-PARTY POLITICS	2
1.4 COMPOSITION OF ELECTION POSITIONS AT VARIOUS LEVELS	3
1.4.2 The Presidency	3
1.4.3 The National Parliament	3
1.4.4 Local Governments' Councils	4
1.5 LEGAL FRAMEWORK	4
1.5.2 The Constitution of the Republic of Uganda	4
1.5.3 Working Relationship with Political Parties/Organizations	5
 CHAPTER TWO: FINANCE AND GENERAL ADMINISTRATION FOR THE 2005/2006 GENERAL ELECTIONS	 7
2.2 FINANCE	7
2.2.1 Government Budgetary Support	7
2.2.2 Donor Budgetary Support	9
2.3 GENERAL ADMINISTRATION	11
2.3.1 HUMAN RESOURCES	11
2.3.1.1 Permanent Staff	11
2.3.1.2 Temporary Deployment	11
2.4 PROCUREMENT AND PRINTING OF ELECTION MATERIALS	12
2.4.1 Procurement of Goods and Services	12
2.4.2 Printing of Election Materials	13
2.5 PACKING AND DISPATCH OF POLLING MATERIALS	13
2.5.1 Packing	13

2.5.2	Dispatch of Polling Materials	13
2.6	TRANSPORT	13
2.7	SECURITY DURING THE ELECTION PERIOD	15
	 CHAPTER THREE: VOTER EDUCATION, TRAINING AND PUBLIC AWARENESS	 16
3.1	VOTER EDUCATION AND PUBLIC AWARENESS	16
3.1.2	Methods of Dissemination	16
3.1.2	Expected Outputs	16
3.2	TRAINING OF ELECTION OFFICIALS AND OTHER STAKEHOLDERS	16
	 CHAPTER FOUR: PRE-NOMINATION ACTIVITIES FOR THE 2005/2006 GENERAL ELECTIONS	 20
4.2	RE-ORGANISATION OF POLLING STATIONS	20
4.3	DEMARCATIION OF PARLIAMENTARY CONSTITUENCIES AND LOCAL GOVERNMENT ELECTORAL AREAS	22
4.3.1	Parliamentary Constituencies	22
4.3.2	Local Government Electoral Areas	22
4.4	REGISTRATION OF VOTERS	23
4.4.2	National Voters' Register	23
4.4.3	Continuous Voter Registration	24
4.4.4	Update of the National Voters' Register	24
4.5	DISPLAY OF THE NATIONAL VOTERS' REGISTER	
4.5.1	Display Activities	26
4.5.2	Duplicate Analysis	27
4.5.3	Issuance of Voters' Cards	27
4.6	REGISTERS FOR SPECIAL INTEREST GROUPS	28
4.6.2	Register Types for Special Interest Groups in Parliament	28
4.6.3	Registers for Special Interest Groups at Local Government Council Levels	28

	CHAPTER FIVE: NOMINATION OF CANDIDATES AND CAMPAIGNS 2005/2006 GENERAL ELECTIONS	30
5.2	NOMINATION SCHEDULE	32
5.3	NOMINATION RETURNS	33
5.4	SPONSORSHIP OF CANDIDATES FOR NOMINATION BY POLITICAL PARTIES/ORGANISATIONS	34
5.5	NOMINATION OF PRESIDENTIAL CANDIDATES	36
5.6	NOMINATION OF PARLIAMENTARY CANDIDATES	38
5.7	REPRESENTATIVES OF SPECIAL INTEREST GROUPS (SIGs) IN PARLIAMENT	40
5.8	NOMINATIONS OF LOCAL GOVERNMENTS COUNCILS	43
5.9	COMPLAINTS AND PETITIONS	43
5.9.1	Complaints and Petitions Arising out of Nomination of Candidates	43
5.9.2	Categories of Complaints/Petitions	44
5.9.3	Constitutional Cases/Civil Suits Filed	45
5.9.4	Status of Petitions/Cases and Suits	45
5.10	NATIONAL PRAYER WEEK	45
5.11	CAMPAIGNS AND MONITORING OF ELECTION ACTIVITIES	47
5.11.1	Campaigns	47
5.11.2	National Inter-Party Liaison Committee	48
5.11.3	Election Violence	48
	CHAPTER SIX: POLLING DAY ACTIVITIES, TALLYING AND DECLARATION OF THE 2005/2006 ELECTION RESULTS	49
6.1	POLLING ACTIVITIES FOR DIRECTLY ELECTED REPRESENTATIVES	50
6.2	INFORMATION AND RESOLUTION OF COMPLAINTS	51
6.3	COUNTING OF VOTES	52
6.4	TRANSMISSION AND TALLYING OF RESULTS	52

6.5	TALLYING AND DECLARATION OF RESULTS AT NATIONAL AND DISTRICT LEVELS	53
6.5.1	National Tally Centre at Mandela National Stadium, Namboole	53
6.6	DECLARATION OF ELECTION RESULTS	55
6.6.1	Presidential Elections Results	56
6.6.2	Directly Elected Members of Parliament and District Woman Representatives in Parliament	58
6.6.3	Special Interest Groups Election Results	58
6.6.4	Declaration of Results for Local Government Council Elections	64
6.7	VOTER TURNOUT DURING THE GENERAL ELECTIONS 2005/2006	65
	CHAPTER SEVEN: ELECTION OBSERVERS	65
7.2	BRIEFING OF OBSERVERS	67
7.3	DEBRIEFING AND OBSERVERS REPORTS	67
7.3.1	Strengths	68
7.3.2	Areas for Improvement	68
	CHAPTER EIGHT: POST GENERAL ELECTIONS ACTIVITIES	69
8.2	Publishing the Election Results in the Official Uganda Gazette	70
8.3	Swearing in of Elected Leaders	70
8.4	Post Election Petitions Filed in Courts of Law	71
8.5	Holding of By-Elections and Uncompleted Elections	72
8.6	Preliminary Preparations for Administrative Unit Councils Elections	72
8.7	Elections for Chairpersons and District Woman Representatives in the Newly Created Districts	73
8.8	Evaluation of the 2005/2006 Electoral Process	73
	CHAPTER NINE: PROBLEMS AND CHALLENGES OF THE 2005/2006 GENERAL ELECTIONS	73

9.1	PROBLEMS AND CHALLENGES	74
	CHAPTER TEN: CONCLUSIONS AND RECOMMENDATIONS	76
10.1	CONCLUSIONS	77
10.2	RECOMMENDATIONS	77
	REFERENCES	79

LIST OF ABBREVIATIONS, ACRONYMS AND SYMBOLS

NRM	National Resistance Movement
UPC	Uganda Peoples Congress
PPOA	Political Parties and Organizations Act
UPDF	Uganda Peoples Defence Forces
UPIMAC	Uganda Project Implementation and Management Centre
NGO	Non-Governmental Organizations
T.O.T	Training Of Trainers
DEC	Directly Elected Councillor
WEC	Women Elected Councillor
FDC	Forum for Democratic Change
DP	Democratic Party
IND	Independent
AC	Action Party
DP	Democratic Party
JEEMA	Justice Forum
LDP	Liberal Democratic Party
MVMO	Movement Volunteer Mobilizers Organisation
NCD	National Convention for Democracy
NRP	National Redemption Party
PAP	Progressive Alliance Party
PWD	Persons With Disabilities
SIGs	Special Interest Groups
TR	Transmission of Results
EAC	East African Community
NOTU	National Organisation of Trade Unions
NUDIPU	National Union of Disabled Persons of Uganda
COFTU	Confederation Of Free Trade Unions
IEC	Interim Electoral Commission
ISDN	Integrated Service Digital Network
[]	Reference Numbers
NGOs	Non Governmental Organisations
CSOs	Community Based Organisations

SIGs Special Interest Groups
Commission Electoral Commission

LIST OF TABLES

No.	Description	Page
Table 1a:	Government Funding for the 2005/2006 General Elections	8
Table 1b:	Details of the 2005/2006 General Election Cash Releases (Ug. Shs.)	8
Table 2:	Donor Funding in Cash (Ug. Shs.)	10
Table 3:	Constituencies/Electoral Areas for Both 2001/02 and 2005/06 General Elections	22
Table 4:	Nomination Dates for Various Political Offices - 2005/2006	31
Table 5:	Summary Statistics on Nominated Candidates in Constituencies/Electoral Areas	32
Table 6a:	Distribution of Nominated Candidates by Category of Election and Political Party/Organisation Affiliation	34
Table 6b:	Distribution of Nominated SIGs Candidates by Category and Political Party/Organisation	35
Table 7:	Nominated Candidates for the 2006 Presidential Elections	35
Table 8a:	Nominated Candidates for Parliamentary Elections by Political Party/Organisation or Independent	38
Table 8b:	Analysis of Candidates Nominated for Parliamentary Elections	38
Table 9:	Female Candidates who Contested in Constituencies for Directly Elected Members of Parliament.	39
Table 10:	Programmes for the Election of Representatives of Special Interest Groups (SIGs) in Parliament for the 2005/2006 General Elections	40
Table 11:	Nomination of Candidates for Representatives of Special Interest Groups	41
Table 12a:	Categories of Complaints/Petitions Received	43
Table 12b:	The Status of the Complaints/Petitions	43
Table 13:	Status of 2005/2006 General Elections Petitions/Cases and Civil Suits	44
Table 14a:	Summary of the Presidential Election Results at Declaration on 25 th February, 2006 from 19,585 Polling Stations	56
Table 14b:	Summary of the Final Presidential Election Results from 19,755	56

	Polling Stations as Gazetted	
Table 15:	Results for the Election of the Eastern Youth Representative in Parliament	58
Table 16:	Results for the Election of the Western Youth Representative in Parliament	58
Table 17:	Results for the Election of the Central Youth Representative in Parliament	59
Table 18:	Results for the Election of the Northern Youth Representative in Parliament	59
Table 19:	Results for the Election of the Female Youth Member of Parliament	60
Table 20a:	Results for the Elections of the Army Representatives in Parliament	60
Table 20b:	Results for the Elections of the Female Army Representatives in Parliament.	60
Table 21:	Results for the Elections of PWDs Members of Parliament	61
Table 22a:	Results for the Election of Member Representing Workers in Parliament (Elected by COFTU)	62
Table 22b:	Results for the Election of Members Representing Workers in Parliament (Elected by NOTU)	62
Table 22c:	Results for the Election of Female Member Representing Workers in Parliament (Elected Jointly by NOTU and COFTU)	62
Table 23:	Details of Gazette Notices for Results of Local Government Council Elections	63
Table 24:	Categories of Petitions filed in Courts of Law	70
Table 25:	By-Elections and Residual Elections Held after the General Elections	71

LIST OF PLATES

No.	Description	Page
------------	--------------------	-------------

Plate 1:	Current Commission	2
Plate 2:	A vehicle being Loaded with Election Materials in Readiness for Transportation	14
Plate 3:	Press Conference in Progress at the Electoral Commission Headquarters	17
Plate 4:	Processing of the National Voters' Register at the Commission Headquarters	26
Plate 5:	Nomination of the Female Presidential Candidate, 2005/2006 Elections	36
Plate. 6:	Nomination of Independent Presidential Candidate, 2005/2006 Elections	37
Plate 7:	Electoral Commission Staff Marching to Nakivubo Stadium on 7 th February, 2006	45
Plate 8:	Property Destroyed by a Violent Crowd in Adjumani Town Council	48
Plate 9:	Enthusiastic Voters in a Queue at a Polling Station	50
Plate 10:	Vote Counting at a Polling Station	51
Plate. 11:	Secretary Electoral Commission (in cap) Displaying a Tally Sheet to Party/Candidate Representatives at the National Tally Centre	55

LIST OF APPENDICES

Appendix A	LIST OF POLITICAL PARTIES WITH FULL REGISTRATION AT 23 TH JUNE 2006	79
Appendix B	2005/2006 GENERAL ELECTIONS CONTENTS OF A BALLOT BOX FOR EACH POLLING STATION	81
Appendix C	LIST OF CIVIL SOCIETY ORGANIZATIONS WHICH APPLIED FOR ACCREDITATION TO CARRY OUT <i>VOTER EDUCATION AND TRAINING FOR THE 2005/2006 GENERAL ELECTIONS</i>	82
Appendix D	2005/2006 GENERAL ELECTIONS POLLING STATIONS	85
Appendix E	<i>2006 GENERAL ELECTIONS VOTERS' REGISTER</i> ANALYSIS	87
Appendix F	2005/2006 LOCAL GOVERNMENT COUNCIL ELECTIONS: AT DISTRICT/CITY LEVEL	89
Appendix G	NUMBER OF ELECTORAL AREAS FOR SUB COUNTY/TOWN/MUNICIPAL DIVISION LEVEL FOR DISTRICTS OTHER THAN KAMPALA 2005/2006 GENERAL ELECTIONS	91
Appendix H1	2005/2006 LOCAL GOVERNMENT COUNCIL ELECTIONS: AT SUBCOUNTY/TOWN/MUNICIPAL DIVISION LEVEL	93
Appendix H2	SUB COUNTY/TOWN/MUNICIPAL DIVISION LEVEL: NOMINATION OF CANDIDATES	95
Appendix I	NATIONAL PRESIDENTIAL CAMPAIGN PROGRAMME, 2005/2006 GENERAL ELECTIONS	98
Appendix J	RESULTS FOR THE 2006 DIRECTLY ELECTED MEMBERS OF PARLIAMENT	104
Appendix L	GAZETTED WINNERS OF PARLIAMENTARY	

	ELECTIONS, 2006 MEMBERS OF THE EIGHTH PARLIAMENT	135
APPENDIX M	LIST OF GAZETTED DISTRICT CHAIRPERSONS 2006	145
APPENDIX N	TREND OF VOTER TURNOUT FOR PRESIDENTIAL ELECTIONS SINCE 1996	147
APPENDIX O	TREND OF VOTER TURNOUT FOR PARLIAMENTARY ELECTIONS SINCE 1996	151
APPENDIX P	TREND OF VOTER TURNOUT FOR ELECTION OF DISTRICT CHAIRPERSONS 2001 AND 2006	155

Foreword

The 2005/2006 Presidential, Parliamentary, and Local Government Councils Elections were the first to be held under a Multiparty Political System since 1980. It was also the first time in the history of Uganda to hold three elections on the same day.

This Report is presented under the following headings: background, finance and general administration; voter education, training and public awareness; pre nomination activities, nomination of candidates and campaigns, polling day activities, tallying and declaration of results, election observers, post general elections activities, problems and challenges, then conclusions and recommendations.

The Electoral Commission extends appreciation to the Government of Uganda for providing funding, mobilizing transport and for the conducive atmosphere, which enabled the Commission to fulfil its constitutional mandate. The Commission further thanks political parties, candidates and their representatives who participated in the Inter-Party Liaison and Peace Committees, all the people of Uganda and other stakeholders for their cooperation and political goodwill which enabled Ugandans to begin a new political dispensation under a multiparty setting. Likewise, the Commission is grateful to the Uganda Police Force for coordinating and ensuring security throughout the election period.

Special thanks are extended to the Election Support Unit (ESU) of the Partners for Democracy and Governance Group for the financial and technical support. The Commission further appreciates the technical assistance extended by the USAID through the International Federation of Election Systems (IFES). Similar acknowledgement is extended to the National and International Observers for their input which added credibility to the exercise.

The Commission is indebted to the Returning Officers, Assistant Returning Officers, District Registrars, Assistant District Registrars, District Administration Personnel, Supervisors, Secretaries, Drivers and all field election officials for a job well done. In addition, the Commission acknowledges contributions made by Uganda Government Prisons Staff, transporters, security personnel, staff of the Commission, and all people of goodwill, known and unknown, who made the 2005/2006 General Elections successful.

Uganda's motto being **For God and My Country**, the Commission appreciates the prayers and moral support of Religious Leaders and others, before, during and after the general elections.

Finally, the Commission acknowledges with appreciation Ugandans, in particular the voters, for their participation in the electoral process towards building of the country's democracy.

The Commission hopes that the experience gained in managing this complex set of elections will be treasured and utilized by all stakeholders for better performance in subsequent elections.

The Commission pledges to build on the strengths, opportunities, and experience gained during the 2005/2006 electoral process in order to promote its vision of *peaceful continuity of governance through an impeccable electoral process* in our motherland, Uganda.

Eng. Dr. Badru M. Kiggundu

CHAIRMAN, ELECTORAL COMMISSION

EXECUTIVE SUMMARY

The Electoral Commission was established under Article 60 of the Constitution of the Republic of Uganda (1995) and mandated under Article 61 to organize, conduct, and supervise regular, free and fair elections and referenda. The Commission conducted the **2005/2006 General Elections**, namely; the Presidential and Parliamentary (Directly Elected and District Woman Member of Parliament) on 23rd February, 2006 and the Local Government Councils Elections between 2nd and 10th March, 2006. These elections were the first to be held under a Multi-Party Political System since 1980.

The unique nature of the aforesaid General Elections included the transition from the Movement to a Multi-Party Political System of governance and holding a series of multiple elections (3 in 1 elections on the same day) within sixteen days to meet the constitutional deadline. This posed a great challenge to the law makers, the Electoral Commission, the electorate and other stakeholders.

To meet the challenges of the new political dispensation, the Electoral Commission came up with a number of innovations, like, control of the size of a candidate's entourage to the nomination centres and between campaign points, photo bearing National Voters' Register, photo bearing voters' cards, the use of transparent ballot boxes, tamper evident election results envelopes and electronic tallying of the results, among others.

During the period under review, dialogues, seminars, briefings and workshops were held with government, diplomats, political parties, the media, security officials, Non Governmental Organisations (NGOs), Community Based Organisations (CBOs) as well as election observers. In addition, the Commission launched a website (www.ec.or.ug) as a strategy to boost its communication coverage.

The Commission budgeted Ug. Shs.74,374,013,000/= (Seventy four billion, three hundred seventy four million, thirteen thousand shilling only) for the 2005/2006 General Elections. However, the final budget approved by government including supplementary funding was Ug. Shs. 67,811,193,750/= (Sixty seven billion, eight hundred eleven million, one hundred ninety three thousand seven hundred fifty shilling only) of which Ug. Shs. 67,011,193,250/= (Sixty seven billion, ten million, eight hundred forty nine thousand shilling only) was

released. The donor community provided an additional sum of Ug. Shs. 2,074,225,000/= (Two billion, seventy four million, two hundred twenty five thousand shilling only) towards various electoral activities (update of the National Voters' Register, issuance of voters' cards, voter education and training, remuneration for Complaints Desk Officers, and workshops). Additional in-kind support was received from the donor community. The total actual cost for these elections was Ug. Shs. 69,085,074,750/= (Sixty nine billion, eighty five million, seventy four thousand seven hundred fifty shilling only).

In preparation for the 2005/2006 General Elections, the Commission re-organized polling stations countrywide in August/September, 2005, which resulted in 19,788 polling stations compared to 16,477 prior to the reorganization exercise.

The Commission demarcated new electoral areas as a result of the creation of new districts, sub counties, town councils, and where there was population increase according to the 2002 Housing and Population Census.

Additional electoral activities included: the update of the National Voters' Register which took place between 29th September to 30th October, 2005; nominations of candidates for Presidential elections from 14th – 15th December, 2005; nominations for Local Government Councils elections from 27th - 30th December, 2005; and Parliamentary elections on 12th – 13th January, 2006. A total of 23,541 candidates were nominated for the 13,997 constituencies/ electoral areas for the elections mentioned above excluding Special Interest Groups.

The Political Parties/Organisations which sponsored candidates for the above elections were NRM (49.12%), FDC (12.5%), UPC (12.2%), DP (4.7%), CP (0.16%), JEEMA (0.06%), PAP (0.02%), FIL (0.01%), and AP (0.01%). Independent candidates constituted (21.2%) of nominated candidates.

To ensure smooth campaigns, the Commission worked with party representatives in an Inter Party Liaison Committee for coordination and harmonization purposes. The Uganda Police Force put in place an Election Offences' Squad to minimize election offences and to ensure that the ones reported were handled expeditiously. This initiative was timely and commendable.

During the 2005/2006 General Elections, the Commission, on each polling day, conducted three elections at each polling station using three ballot boxes, three different ballot papers, and one common voters' register. Each polling station was administered by a Presiding Officer, four Polling Assistants and one Polling Constable. An extra Polling Constable was stationed wherever voter population exceeded one thousand.

On polling day, the Commission set up a National Information Desk at the Headquarters to receive and promptly respond to queries from field election officials and the general public. A National Results Tally Centre was set up at the Mandela National Stadium for the tallying of the Presidential election results. Representatives of Political Parties, Civil Society Organisations and accredited election observers were allowed access to observe the receiving of results and the tallying process. The Presidential Election Results were as follows:-

Yoweri Kaguta Museveni (NRM) scored 59.26%, Besigye Kizza (FDC): 37.39%, Ssebaana J. Kizito (DP): 1.58%, Abed Bwanika (Independent): 0.95%, and Obote Kalule Miria (UPC) 0.82% of total votes cast.

Accordingly, candidate Yoweri Kaguta Museveni (NRM) was declared the elected President of the Republic of Uganda on Saturday 25th February, 2006. He was sworn in on 12th May, 2006 at Kololo Airstrip.

After the Presidential Elections, former candidate Besigye Kizza (FDC) petitioned the Supreme Court challenging the 23rd February, 2006 Presidential election results. On 6th April, 2006, the Supreme Court dismissed the petition.

The Electoral Commission is satisfied that it fulfilled its mandate to organise, conduct and supervise free and fair elections despite some constraints. The Commission shall build on the achievements and will strive to overcome the shortcomings identified during the electoral process.

CHAPTER ONE

BACKGROUND

1.1 ESTABLISHMENT OF THE ELECTORAL COMMISSION

The Electoral Commission was established under Article 60 of the Constitution of the Republic of Uganda 1995[1], and mandated under Article 61 to organize, conduct and supervise regular, free and fair elections and referenda, among other functions.

The Electoral Commission's vision is *“to promote peaceful continuity of governance through an impeccable electoral process”*. The Commission's standing resolution is to *“promote public confidence in the Electoral Commission as a credible institution in charge of management of the electoral process through a transparent, accountable and efficient human resource, conducting continuous voter education and update of the voters' register in order to deliver peaceful, free and fair elections and referenda in accordance with the Constitution”*.

1.2 ORGANISATIONAL STRUCTURE OF THE COMMISSION

The current Commission is composed of:- Chairman, Eng. Dr. Badru M. Kiggundu, Deputy Chairperson, Sister Margaret Magoba, and five other members namely: Mr. Joseph N. Biribonwa, Dr. Jenny B. Okello, Mr. Tom W. Buruku, Mr. Steven D. Ongaria and Dr. Tomasi S. Kiryapawo (see **Plate 1** for details). The Commission has a Secretariat headed by the Secretary, Mr. Sam A. Rwakoojo, who is assisted by two Directors namely: the Director for Elections, and the Director for Finance and Administration. Under the Directorate of Elections, there are five Departments namely: Legal and Public Relations, Voter Registration, Data Processing, Voter Education and Training, and Election Management. The Directorate of Finance and Administration is composed of the departments of Finance, Administration, Human Resource; and Planning and Research.

Plate 1: Current Commission



(L-R) Mr. Steven D. Ongaria, Eng. Dr. Badru M. Kiggundu, Sister Margaret Magoba, Mr. Tom W. Buruku, Mr. Sam A. Rwakoojo, Mr. Joseph N. Biribonwa, Dr. Jenny B. Okello, and Dr. Tomasi S. Kiryapawo

1.3 RE-INTRODUCTION OF MULTI-PARTY POLITICS

In 1986 when the National Resistance Movement (NRM) Government came to power, it was realized that political parties had greatly divided the population and therefore, it was decided to suspend party politics until such a time when the people of Uganda would be ready to practice mature Multi-Party Politics. The Referendum of July 28th, 2005 returned a verdict to adopt a Multi-Party Political System. This new dispensation was the basis for the 2005/2006 General Elections.

As already highlighted above, it was the first time in twenty six (26) years that elections were conducted under a Multi-Party Political System. The Political Parties and Organizations Act, No.18 of 2005 [2] was enacted. Among others, the following provisions are derived from this Act:

- Registration of political parties/organization by the Electoral Commission;
- Regulation of activities for political parties/organizations through the Code of Conduct for Political Parties/Organisations. Unfortunately, the 7th Parliament elapsed before passing the Code into law;
- Establishment of a National Consultative Forum for Political Parties/Organisations.

1.4 COMPOSITION OF ELECTIVE POSITIONS

1.4.1 Introduction

The Government consists of the Executive, the Legislature, and the Judiciary, each with a mandate and mission.

1.4.2 The Presidency

The President is elected by universal adult suffrage through secret ballot and the election is conclusive if one candidate obtains absolute majority of the total valid votes cast.

1.4.3 The National Parliament

The Parliament of Uganda at the time of this election comprised two hundred and fifteen (215) Directly Elected Members representing constituencies, sixty nine (69) District Women Representatives, and twenty five (25) Representatives of Special Interest Groups; distributed as follows: ten (10) for the Uganda Peoples' Defence Forces, five (5) for Workers, five (5) for Youth and five (5) for Persons with Disabilities.

During the 2005/2006 General Elections, for the first time, District Women Representatives to Parliament were elected through universal adult suffrage, by secret ballot. The winners were determined by a first-past-the-post method (simple majority).

1.4.4 The Local Government Councils

The system of Local Councils in Uganda comprises Local Government and Administrative Unit Councils. Elections for Local Government Councils (Chairperson and Councillors) have been concluded while Administrative Unit Councils are yet to be elected.

The Chairpersons, Councillors directly elected to represent electoral areas and Women Councillors forming a third of the Councils are elected through universal adult suffrage by secret ballot. The Councillors representing Special Interest Groups at Local Government Councils are elected by their respective electoral colleges comprising leaders in these groups from grassroots through secret ballot. The 2005/2006 General Elections were accomplished following the same pattern.

1.5 THE LEGAL FRAMEWORK

1.5.1 Introduction

The legal framework within which the 2005/2006 General Elections were conducted consisted of:

- The Constitution of the Republic of Uganda 1995, (As Amended),
- The Presidential Elections Act, 2005,
- The Parliamentary Elections Act, 2005,
- The Local Governments Act, CAP 243, 2005
- The Political Parties and Organizations Act (PPOA), 2005, and
- The Electoral Commission Act, 1997, (As Amended).

1.5.2 The Constitution of the Republic of Uganda

The Constitution was the basic tool used during the 2005/2006 General Elections. The Constitution stipulates a process for the establishment of Government and confers on the

electorate the right to choose a political system of their choice through regular, free and fair elections or referenda. There are three constitutionally permissible political systems from which to choose: the Movement Political System, the Multi-Party Political System and any Other Democratic and Representative Political System.

In July 2005, Ugandans decided to adopt a Multi-Party Political System, through a Referendum which paved the way for pertinent amendments to the 1995 Constitution to provide for a Multi-Party Political System in Uganda.

Article **71(2) and (3)** of the Constitution of the Republic of Uganda (1995) enjoins Parliament to prescribe by law, a Code of Conduct for Political Parties/Organisations, and provides for the establishment of a National Consultative Forum.

1.5.3 Working Relationship with Political Parties/Organizations

The Political Parties and Organizations Act, 2005 mandates the Electoral Commission to register and regulate the activities of Political Parties/Organizations. **Appendix A** shows the list of registered political parties as of 23rd February, 2006. In that regard, the Commission handled several activities, concerning political parties, including the following:-

- Formation of a National Inter-Party Liaison Committee for Political Parties /Organisations, this being a prelude to forming the National Consultative Forum provided for under PPOA.
- Resolving complaints lodged by Political Parties and other stakeholders;
- Establishment of Complaints Desks both at the Headquarters and at the Districts, and;
- Involvement of Political Parties/Organisations in various electoral activities including;
 - drafting of Code of Conduct for Political Parties/Organisations
 - vetting of list of polling officials, and
 - monitoring the receiving and tallying of election results.

These activities enhanced teamwork and coordination between the political parties/organizations and the Commission for the smooth running of the General Elections as most of the complaints raised were resolved amicably.

CHAPTER TWO

FINANCE AND GENERAL ADMINISTRATION FOR 2005/2006 GENERAL ELECTIONS

2.1 INTRODUCTION

The 2005/2006 General Elections were principally financed by the Government of the Republic of Uganda. Supplementary financial support was secured from Development Partners.

2.2 FINANCE

2.2.1 Government Budgetary Support

During the preliminary planning for the General Elections, the Electoral Commission proposed a budget of Ug. Shs. 74,374,013,000/= (seventy four billion, three hundred seventy four million, thirteen thousand only). However, due to national budgetary constraints, government initially approved 30,000,000,000/= (thirty billion only) which was inadequate and it became necessary to provide supplementary funding of 37,811,193,750/= (thirty seven billion, eight hundred eleven million, one hundred ninety three thousand seven hundred fifty only) totalling to an approved budget of Ug. Shs. 67,811,193,750/= (sixty seven billion, eight hundred eleven million, one hundred ninety three thousand seven hundred fifty only). However, the government was able to release Ug. Shs. 67,011,193,250/= (sixty seven billion, eleven million, one hundred ninety three thousand, two hundred and fifty only) as listed in **Table 1a** while the details of the 2005/2006 General Elections cash releases is in **Table 1b** below.

The approved funds were to cover the Presidential and Parliamentary elections; District Chairpersons and Councillors elections; Municipality/City Division Chairpersons and Councillors elections; Sub-County/Town/Municipal Divisions Chairpersons and Councillors elections; and elections for Chairpersons and executives at Administrative Units Councils.

Table 1a: Government Funding for the 2005/2006 General Elections per Activity

	ACTIVITY	GOVERNMENT (UG.SHS.)
1	Update of National Voters' Register and Issuance of Voters' Cards	8,838,644,194
2	Voter Education and Publicity	2,179,751,776
3	Procurement: Election Materials	24,668,309,380
4	Procurement: Equipment and Vehicles	6,766,520,000
5	Other Elections (Youth MPs, PWDs, Workers, UPDF)	716,355,000
6	Polling Expenses	2,799,532,900
7	Allowances for Election Officials	17,942,080,000
8	Post Election Activities	3,100,000,000
	Total	67,011,193,250

Table 1b: Details of 2005/2006 General Elections Cash Releases (Ug. Shs.)

MONTH	BUDGET ESTIMATE	AMOUNT RELEASED	APPROVED BUDGET	UN RELEASED FUNDS
JULY, 2005	74,374,013,000	5,000,000,000	67,811,193,750	-
AUGUST, 2005	-	-	-	-
SEPTEMBER, 2005	-	-	-	-
OCTOBER, 2005	-	10,543,604,000	-	-
NOVEMBER, 2005	-	3,471,809,000	-	-
DECEMBER, 2005	-	5,984,587,000	-	-
JANUARY, 2006	-	10,000,000,000	-	-
FEBRUARY, 2006	-	10,000,000,000	-	-
MARCH, 2006	-	5,181,141,750	-	-
APRIL, 2006	-	5,181,141,750	-	-
MAY, 2006	-	7,181,141,750	-	-
JUNE, 2006	-	4,467,768,000	-	-
TOTAL	74,374,013,000	67,011,193,250	67,811,193,750	(800,000,500)

2.2.2 Donor Budgetary Support

a) Assistance in Kind

The Commission also approached Development Partners for financial and material assistance. The following Partners provided support in kind as follows:-

(i). Election Support Unit (ESU) of the Partners for Democracy and Governance

This Unit supported the electoral agenda in the following areas:-

- Supply and installation of 45 fax machines at District Offices;
- Production of Compendium of electoral laws;
- Extension of Local Area Network to various departments at the Electoral Commission Headquarters;
- Funding workshops for various election stakeholders;
- Publication of all polling Stations in the Monitor and New Vision[3] newspapers (6th – 11th February 2006);
- Publication of Presidential Elections Results by polling station in both the Daily Monitor [4] and New Vision [5] Newspapers
- Recruitment, training, and remuneration of 71 Complaints Desk Officers; and
- Polling station location posters.
- Facilitation for the 2005/2006 General Elections post election evaluation workshop

(ii). International Federation of Electoral Systems (IFES)

IFES provided resource persons at various stages of the electoral process to support the Commission in the following areas:-

- Training in Election Administration for the Commission staff at various levels;
- Review and publication of election manuals;
- Design and production of various voter education materials; and
- Sponsored a workshop for training accredited NGOs to carry out voter education and training.

(iii). Chinese Government

A proposal was made to the Chinese Government through the Chinese Embassy in Uganda and the response was 5,000 rechargeable lamps for lighting polling stations during the vote counting process.

b) Assistance in Cash

The Development Partners who responded by providing cash are shown in **Table 2**.

Table 2: Donor Funding in Cash (Ug. Shs.)

DONOR	CODE	DESCRIPTION	AMOUNT	TOTAL
ELECTION SUPPORT UNIT	282181B	ESU Donor Fund	1,379,700,000	-
	30530	Salaries for Complaints Desk Officers	315,150,000	-
	20450	CSO Seminars	81,000,000	-
	30510	Conflict Management	81,000,000	-
	30520	Additional District Costs	34,500,000	-
	30505	Purchase of soft copies National Voters' Register for Presidential Candidates	10,000,000	-
		Sub Total		1,901,350,000
BELGIAN GOVERNMENT	282181B	Voter Education Materials	172,875,000	172,875,000
		Total Donor Support		2,074,225,000

2.3 GENERAL ADMINISTRATION

2.3.1 HUMAN RESOURCES

2.3.1.1 Introduction

A dedicated human resource team is crucial in organizing, conducting and supervising elections. Owing to the magnitude and intricacy of the 2005/2006 General Elections and the limited time within which to complete the tasks to meet the constitutional deadline, the Commission had to recruit and train enough and competent human resource team. During the period, the staff worked under stressful conditions which included difficult working environment, long hours, weekends and holidays.

2.3.1.2 Permanent Staff

The Electoral Commission has a permanent workforce of four hundred twenty six (426) who are deployed at the Commission Headquarters and in Districts. The establishment in each district comprises a Returning Officer, Assistant Returning Officer, District Registrar, Assistant District Registrar, a Copy Typist and a Driver. The Returning Officer is the overall supervisor of the electoral activities in the district.

In the past, the Commission relied entirely on the district administration to provide Returning Officers. However, from 2003, the Commission has been gradually replacing them with its own staff. By the time of the 2005/2006 General Elections, the Commission had 47 out of 69 Returning Officers who were its own staff.

2.3.1.3 Temporary Deployment

During the processing of the update and display of returns, the Commission engaged the services of one hundred and sixty five (165) experienced temporary staff. This undertaking was to expedite the editing and processing of the field returns to produce a National Photo Bearing Voters' Register for display, given the tight electoral timeframe within which the exercise was to be accomplished.

Some Electoral Commission field staff were, in addition, temporarily re-deployed to Headquarters to re-enforce staff needed in processing the National Voters' Register.

2.4 PROCUREMENT AND PRINTING OF ELECTION MATERIALS

2.4.1 Procurement of Goods and Services

The procurement of goods and services for the 2005/2006 General Elections was done in accordance with the Public Procurement and Disposal of Public Assets Act (PPDA), 2003 and the relevant regulations. The procurement process commenced in September, 2005 with both international and local tendering procedures.

A number of goods like ballot papers, transparent ballot boxes, indelible ink, seals and tamper evident envelopes, had to be imported, due to insufficient local capacity and security concerns. Other goods like pens, paper, cordoning tapes and other generic materials used at polling stations as well as services were procured locally.

Due to late enactment of the enabling electoral laws, nomination of candidates and procurement of some strategic materials were delayed. Consequently, nomination of candidates could only commence in mid December, 2005 and conclude by mid January, 2006 and the printing of ballot papers could only start after mid January, 2006. These delays negatively affected activities in the remaining time to the statutory deadline for holding the General Elections.

2.4.2 Printing of Election Materials

In preparation for the General Elections, the Commission boosted the capacity of its Printery by acquiring a film image setter, a two-colour offset printing machine, and a numbering machine.

This Printery has the capacity, and was used to print generic election materials like nomination forms, letter heads, guidelines, voter education materials, pamphlets, file folders, and other printed materials that do not require sophisticated security features.

2.5 PACKING AND DISPATCH OF POLLING MATERIALS

2.5.1 Packing

Packing for four cycles of elections (**See Section 6.1**), each cycle with three different categories of elections concurrently, moreover, in a limited space and time was an unprecedented and enormous task.

A typical ballot box used in the Presidential and Parliamentary elections on 23rd February, 2006 was packed with a variety of election materials while other materials were sent outside the ballot box as detailed in **Appendix B**.

The packing process became even more complex as the levels moved from National, Constituencies, to Local Government Councils, due to the increase in the number of candidates and variety of large volumes of different quantities of election materials for each polling station.

These materials had to be carefully sorted out in exact quantities for dispatch within the right timeframe.

To cope with the exercise, an additional three hundred (300) prison warders were engaged to re-enforce the Commission staff. In order to meet statutory deadlines, the staff worked under stressful conditions which included difficult working environment, long hours, weekends, and holidays

Due to the large volume and complexity of the 2005/2006 General Elections, the Commission hired a 6,042 sqm warehouse at Ntinda, Kampala, to pack electoral materials. This enabled the packing of election materials for the different categories of elections to be done concurrently.

2.5.2 Dispatch of Polling Materials


A dispatch program was drawn starting with the furthest districts and districts with difficult access (i.e. islands, bad terrain, etc) receiving first attention.

2.6 TRANSPORT

Over the years, the Commission procured vehicles as funds permitted to boost its fleet to cater for the increasing number of districts and to replace aging vehicles whose maintenance costs had become untenable. However, because of the volume of work at this peak period, the Commission's fleet of vehicles was still not sufficient.

The Commission was, therefore, obliged to approach Government for assistance. Government responded by mobilizing 79 vehicles from Government Ministries and Departments (Local Government); for which the Commission is grateful. However, some districts sent un-serviced vehicles, which the Commission had to service. The vehicles were deployed both at the Headquarters and in the field for supervision of activities, while 40 of them were availed to Police for use in maintaining law and order during the election period. In addition, the Commission hired private transporters to deliver election materials country wide. **Plate 2.** Illustrates a vehicle being loaded with election materials in readiness for transportation to a district destination.

Plate 2: A Vehicle being Loaded with Election Materials in Readiness for Transportation



2.7 SECURITY DURING THE ELECTION PERIOD

The Electoral Commission worked closely with the Uganda Police Force which admirably coordinated the security details during 2005/2006 General Elections. Funding for this purpose was in accordance with the approved budget and the funding was channelled through the Commission to the Uganda Police Force. In addition to their routine responsibilities of ensuring law and order nationally, the Police provided the following specific election related security services:

- Security at Electoral Commission premises;
- Security of election materials in transit;
- Escort security for Presidential candidates;
- Security at public rallies;
- Security in disturbed areas; and
- Formed Electoral Offences Squad to receive and investigate alleged electoral malpractices expeditiously.

CHAPTER THREE

VOTER EDUCATION, TRAINING AND PUBLIC AWARENESS

3.1 VOTER EDUCATION AND PUBLIC AWARENESS

3.1.1 Introduction

The 2005/2006 General Elections were a culmination of the transition from Movement to Multiparty Political System. These elections involved a number of complexities namely: organization and conduct of multiple polling on the same day; conduct of Presidential, Parliamentary and Local Government Elections within a statutory period of 30 days; conduct of elections under a Multi-Party dispensation which emphasizes group competition instead of individual merit and where some people could not easily distinguish between registering as a member of a Political Party and registering as a voter.

In light of the above and other complexities, coupled with the challenges posed by the late enactment/amendments of the electoral laws, and the several innovations which the Commission had introduced, like transparent ballot boxes, new method of applying indelible ink on the finger after voting, use of tamper-evident envelopes for election results, among others, there was need to intensify voter education and public awareness.

3.1.2 Methods of Dissemination

The Commission employed various methods to educate voters, among others:


- Use of national and local FM radio and TV stations for talk shows, announcements, spots and jingles;
- Weekly press briefings at the Commission Headquarters (see **Plate 3** for illustration);
- Press releases;
- Billboards (stationary and mobile);

- Brochures, pamphlets, leaflets and fliers;
- Banners and street pole advertisements;
- Promotional materials like car stickers, T-shirts, pens, and caps;
- Short message service (SMS)
- Road shows.

The Electoral Commission accredited Non Governmental and Civil Society Organisations to conduct voter education. **Appendix C** shows the list of Civil Society Organisations which applied for accreditation to conduct Voter Education.

The Commission also contracted a Communication Consultancy Firm to re-enforce the development of messages and monitor media coverage of those messages. This consultancy helped produce promotional materials.

Plate 3: Press Conference in Progress at the Electoral Commission Headquarters



3.1.3 Expected Outputs

The above strategies were expected to yield the following outputs:-

- An informed electorate and public about the overall election programs, procedures, and election related malpractices and offences;
- Provision of opportunity for feedback from the audience, specifically during radio and television talk shows (phone-ins)
- Wider outreach and messages understood through several media outlets countrywide; and
- Accessibility to messages translated into local languages.

In spite of the above efforts, voter education still remained a major challenge, due to the following;

- Late enactment of laws which affected the timeliness, contents and dissemination of the messages;
- Inadequate funding which limited the methods to be used as well as extent of coverage;
- Voter apathy;
- Multiplicity of radio stations leading to a fragmented listenership/audience yet the Electoral Commission could only engage a limited number of these stations.

3.2 TRAINING OF ELECTION OFFICIALS AND OTHER STAKEHOLDERS

The main thrust of the training program was to train the Returning Officers, Assistants Retuning Officers, District Registrars, Assistants District Registrars, and County Supervisors, as Trainers of Trainers on the electoral process.

This was done on a regional basis. The trained Trainers of Trainers in turn trained election officials countrywide and equipped them with the relevant electoral skills. The trainees included: Update Officers, Cameramen, Voters' cards Issuance Officers, Display Officers, Presiding officers, Polling Assistants, Polling Constables, Tally officials and Party/Candidates' Agents.

The Commission also organized Regional training workshops that benefited media personnel, security officials, accredited NGO's, opinion leaders, district and local leaders and other stakeholders.

CHAPTER FOUR

PRE-NOMINATION ACTIVITIES FOR THE 2005/2006 GENERAL ELECTIONS

4.1 INTRODUCTION

The Electoral Commission is required under Article 61 of the Constitution of the Republic of Uganda, 1995, to perform the following functions:-

- (a) to ensure that regular, free and fair elections are held;
- (b) to organize, conduct and supervise elections and referenda in accordance with this Constitution;
- (c) to demarcate constituencies in accordance with the provisions of this Constitution;
- (d) to ascertain, publish and declare in writing under its seal the results of the elections and referenda;
- (e) to compile, maintain, revise and update the voters' register;
- (f) to hear and determine election complaints arising before and during polling;
- (g) to formulate and implement civic educational programmes relating to elections; and
- (h) to perform such other functions as may be prescribed by Parliament by law.

The Electoral Commission is also required under Section 12 (d) of Electoral Commission Act 1997, (As Amended), to establish and operate polling stations.

In preparation for the 2005/2006 General Elections, the Commission undertook various activities in fulfilment of the above functions.

4.2 RE-ORGANISATION OF POLLING STATIONS

In consultation with the local leaders and voters, the Commission commenced preparations for reorganisation of polling stations countrywide in 2004 due to the following reasons:-

- Anticipation of multiple elections at each polling station on the same day and therefore the need to determine the optimum number of voters at each polling station, which would be manageable within the statutory polling time (7:00 a.m to 5:00 p.m).

In this regard, the Commission undertook studies in Kinyogoga Sub County, in the current Nakaseke District, where in one Parish, each polling station had five ballot boxes, one for each elective office. On the other, hand in Kaliro Town Council in the current Kaliro District, each polling station had four ballot boxes, one for each elective office. The results from these studies indicated an optimum number of voters to be six hundred (600) per polling station to facilitate voting within the stipulated time for multiple elections. However, owing to logistical constraints of running many polling stations, the Commission adopted a planning figure of seven hundred (700) voters per polling station.

Reorganisation was further necessitated by the following factors:-

- Creation of new Town Councils by Government (e.g. Kihhihi, Mityana, Malaba, Kaberamaido, and Amolatar);
- Alteration of a number of boundaries of Local Councils;
- Need to re-locate polling stations from unsuitable locations, like bars or private homes;
- Need to re-name polling stations which had partisan names;
- Need to reduce high administrative costs of polling stations through mergers;
- Need to reduce distance covered by voters;
- Need to de-congest clustered polling stations; and
- Need to avail adequate space at each polling station.

After the reorganization process, the total number of polling stations rose from 16,477 (as at Referendum in July 2005) to 19,788 (**Appendix D**). The polling stations were gazetted in the Uganda Gazette [6] in accordance with the Presidential Elections Act, 2005. Subsequently two (2) polling stations were de-gazetted because voters had shifted from the areas giving a revised figure of 19,786.

With assistance from the Election Support Unit, the list of polling stations was published in the New Vision and the Daily Monitor newspapers.

Soft copies of the gazetted list of polling stations were also provided to the Political Parties/Organisations.

4.3 DEMARCATION OF PARLIAMENTARY CONSTITUENCIES AND LOCAL GOVERNMENT ELECTORAL AREAS

4.3.1 Parliamentary Constituencies

Article 63 (1) of the Constitution, states that *Uganda shall be divided into as many constituencies for the purpose of election of Members of Parliament as Parliament may prescribe and each constituency shall be represented by one Member of Parliament.* Consequently, Parliament prescribed 214 constituencies for purposes of election of Directly Elected Members into the 7th Parliament. In the 2005/2006 General Elections, the only addition was Bughendera County in Bundibugyo District which was created after the 2001 Parliamentary Elections.

4.3.2 Local Government Electoral Areas

Following the creation of new districts, new sub counties/town councils, and considering the results of the 2002 Population and Housing Census, the Commission undertook demarcation of boundaries of Electoral Areas during the months of October and November, 2005.

At the end of the demarcation exercise, there was a total number of 13,712 Electoral Areas for all categories of Local Governments compared to 12,971 for the 2001/2002 General Elections [7].

Table 3 Lists the Comparative Number of Electoral Areas during the 2001/2002 and 2005/2006 General Elections, respectively.

Table 3: Constituencies/Electoral Areas for Both 2001/02 and 2005/06 General Elections

S/NO.	CATEGORY OF ELECTORAL AREA (EA)	NUMBER OF ELECTORAL AREAS IN 2001/2002	NUMBER OF ELECTORAL AREAS IN 2005/2006
1.	President	1	1
2.	Parliamentary Directly Elected	214	215
3.	Parliamentary District Women Representatives	56	69
4.	District Chairpersons	56	69
5.	District Directly Elected Councillors	967	998
6.	District Women Councillors	607	653
7.	Municipality/City Division Mayors	18	18
8.	Municipality/City Division Directly Elected Councillors	254	267
9.	Municipality/City Division Women Councillors	166	171
10.	Sub-County /Town/Municipal Division Chairpersons	956	970
11.	Sub-County/Town/Municipal Division Directly Elected Councillors	5,206	5,590
12.	Sub-County/Town/Municipal Division Women Councillors	4,741	4,976
	Total	13,242	13,997

Note: Table 3 above excludes Administrative Units.

4.4 REGISTRATION OF VOTERS

4.4.1 Introduction

The Electoral Commission has the mandate to compile, maintain and update a Voters' register with details of all persons entitled to vote in public elections. The registration of voters leads to production of several voters' registers i.e.:-

- National Voters' Register;
- Register for Special Interest Groups; and
- Administrative Units Register.

4.4.2 National Voters' Register

The Commission conducted fresh nationwide registration of voters in August – October, 2001. The exercise was conducted under the Photographic Voter Registration and

Identification System (PVRIS) aimed at enhancing identification of voters, and eliminating multiple registrations.

The exercise involved capturing of bio-data and photographs of voters. The photographs and bio-data were then processed into a National Photo Bearing Voters' Register and voters' cards were also produced.

4.4.3 Continuous Voter Registration

The Continuous Voter Registration which commenced in 2003 was to enable eligible voters to register at leisure to avoid last minute rush. The Commission employed several strategies to enhance voter registration namely:-

- Taking advantage of public functions like trade shows, market days, religious and cultural functions;
- Programming visits to sub counties countrywide;
- Using mobile registration teams to register eligible voters in schools, tertiary institutions and public offices, e.g. ministries, Parliament etc.
- Establishing registration centres at the Electoral Commission District Offices and Headquarters.

Despite all these efforts, the Commission registered only 100,971 voters between 2003 and early 2005. **It must be borne in mind that in Uganda, registration as a voter is voluntary.**

4.4.4 Update of the National Voters' Register

The Commission carried out two update exercises related to electoral events namely:-

- **Pre-Referendum Update**

This was carried out between March 7th – April 8th, 2005 and yielded 723,852 new voters raising the national voter population to 8,950,489, before display.

- **Pre-General Elections Update**

This activity had been scheduled to run for 30 days from 29th September, to 28th October, 2005. However, due to public demand, the exercise was extended for two days and ended on 30th October, 2005. During the update exercise, “mobile registration teams” were deployed in densely populated areas especially in Kampala City Electoral District as well as in various districts and public institutions in order to register as many eligible voters as possible. A registration centre was also set up at both District Offices and Commission Headquarters to cater for those who were unable to go to their appropriate registration centres.

During the exercise, the Commission adopted various strategies to improve the voters’ registration. These included:-

- Recruitment of two (2) village local council executives (Chairperson and the Secretary for Mass Mobilization) to mobilize the population for the registration exercise;
- Distribution of one camera for two (2) parishes throughout the registration exercise. There was provision of additional cameras as need arose; and
- Utilizing the media both in Kampala and in the districts to disseminate messages about the registration exercise.

These measures greatly improved the coverage and publicity of the exercise.

At the end of the exercise, an additional total number of 2,080,178 new voters had been registered. This brought the total number of registered voters before display to 10,604,402, which was 91.41% of the projected eligible voting population based on the 2002 Population Census.

From the results of the update exercises above, it is evident that eligible voters only turn up in large numbers prior to electoral events as opposed to continuous voter registration. This creates a planning problem in effecting a successful continuous registration exercise. **Plate 4** illustrates the processing of the National Voter’s Register at the Commission Headquarters. The National Voters’ Register was processed for display.

**Plate 4: Processing of the National Voters' Register at the Commission
Headquarters**



4.5 DISPLAY OF THE NATIONAL VOTERS' REGISTER

4.5.1 Display Activities

The display exercise of the National Voters' Register started on 22nd December, 2005 and ended on 17th January, 2006. It entailed:

- Checking for the correctness of the voters' biodata on the register;
- Verifying whether photographs were matching the bio-data;
- Confirming recommended deletions by the Tribunal (underage, dead, left area, non citizen, and multiple registration);
- Capturing the biodata of registered voters whose particulars were missing from the register; and
- Retake of missing images of voters whose biodata were already on the register.

During the Display Exercise, Parish Tribunals (consisting of five members namely:- Parish Chief who is the chairperson, an elder and three members of the Local Council Executive one of whom must be a woman) were appointed in accordance with **Section 25** of the Electoral Commission Act, 1997. The Tribunals were responsible for confirming the correctness of the recommended changes.

For the 2005/2006 General Elections, the total number of persons deleted from the National Voters' Register was 153, 614.

4.5.2 Duplicate Analysis

Following the update exercise, the Commission discovered that some voters had registered as voters more than once, contrary to **Section 29 (1) (f)** of the Electoral Commission Act, 1997. The Commission launched a campaign urging voters who had inadvertently and/or deliberately registered more than once to choose one voting location and indicate so during the display period. Indeed a number of voters responded.

After the display exercise, the Commission conducted a Duplicate Analysis on the register. The programme used photographs and biodata to identify particulars that appeared more than once on the register. A total of 33,427 particulars were identified and removed from the register.

After the display and duplicate analysis exercises, the total number of registered voters was established as 10,450,788, representing 90.02% of the total eligible voting population. (**Appendix E** shows the 2005/2006 General Elections Voters' Register Analysis).

4.5.3 Issuance of Voters' Cards

The issuance of Photo Bearing Voters' Cards was carried out in two phases namely: during the update exercise in October 2005 and during display of the voters' register exercise in December, 2005 to January, 2006. The first phase of issuance of voter cards which coincided with the update exercise attracted many new eligible voters to register.

4.6 REGISTERS FOR SPECIAL INTEREST GROUPS

4.6.1 Introduction

The Electoral Colleges for Special Interest Groups in Parliament and at Local Governments are prescribed in the Parliamentary Elections Act, 2005 and Local Governments Act CAP 243, respectively.

4.6.2 Register Types for Special Interest Groups in Parliament

The respective registers for different Special Interest Groups in Parliament are composed as follows:-

- **Uganda Peoples Defence Forces (UPDF):** The College is composed of members of the UPDF Council;
- **Youth:** The College is composed of delegates from the following executives: County Chairpersons, Vice Chairpersons, General Secretaries, Secretaries for Publicity and Secretaries for Finance from the districts in the region as well as two delegates (male and female) from sub counties;
- **Persons With Disabilities (PWDs):** The College is composed of four (4) delegates elected from each district organisation of PWDs (considering gender and disability balance); and
- **Workers:** The College is composed of delegates from Trade Unions affiliated to the National Organisation of Trade Unions (NOTU) and the Central Organisation of Free Trade Unions (COFTU).

4.6.3 Registers for Special Interest Groups at Local Government Council Levels

The Youth and PWDs were the only SIGs elected at Local Governments Councils Elections, 2005/2006. Their registers are composed as follows:-

- **Youth:** relevant youth executive committees as prescribed under **Section 118 (1)** of the Local Governments Act CAP 243

- **Persons With Disabilities (PWDs):** relevant PWDs executive committees as prescribed under **Section 118 (2)** of the Local Governments Act CAP 243.

CHAPTER FIVE

NOMINATION OF CANDIDATES AND CAMPAIGNS 2005/2006 GENERAL ELECTIONS

5.1 INTRODUCTION

Nomination of candidates for the 2005/2006 General Elections was conducted in accordance with the Constitution of the Republic of Uganda, 1995, the Presidential Elections Act, 2005, the Parliamentary Elections Act, 2005 and the Local Governments Act Cap. 243.

Unlike for the past elections, aspiring candidates had to meet the following additional requirements to be nominated for elections:-

- Where academic qualification of Advanced level standard or its equivalent was a requirement, verification of the following with the National Council for Higher Education two months before nomination days:-
 - Qualifications obtained from Uganda or outside Uganda presented as equivalent to Advanced level education;
 - Advanced level qualifications from outside Uganda;
 - Academic degrees obtained from outside Ugandaexcept as provided for under **Section 4 (13)** of the Parliamentary Elections Act, 2005.

A person required to establish his or her qualification as above had to produce a certificate issued to him or her by the **National Council for Higher Education**, which he or she would submit during nomination.

- Where aspiring candidates were public servants, they were required to resign their jobs 90 days before nominations in case of Parliament and 60 days in case of Local Government Councils.

- While Independent candidates at Parliamentary level were allowed to select and submit their symbols at nomination, for Local Governments, due to the large number and different categories of electoral areas, the Electoral Commission availed a range of ten symbols from which independent candidates could select for use during campaigns and on the ballot paper.

Nominations were conducted at National, District and County levels on dates appointed and gazetted by the Commission as indicated in **Table 4**. A total of 23,541 candidates were nominated for various political offices in 13,997 constituencies/electoral areas as indicated in **Table 5**.

5.2 NOMINATION SCHEDULE

Table 4: Nomination Dates for Various Political Offices - 2005/2006

S/NO.	LEVEL OF ELECTION	NOMINATION DATES
1.	Nominations of Presidential candidates	14 th – 15 th December, 2005
2.	Nominations of candidates for Parliamentary Elections	12 th – 13 th January, 2006
3.	Nominations of candidates for Local Government Council Elections:- i) District Directly Elected Councillors ii) District Women Councillors iii) Sub County Chairpersons iv) Sub County Directly Elected Councillors v) Sub County Women vi) Sub County Councillors representing the Youth vii) Sub County Councillors representing PWDs	27 th – 30 th December, 2005
4.	Nomination of candidates for Local Government Council Elections:- i) District Chairpersons ii) District Councillors representing the Youth iii) District Councillors representing PWDs iv) Municipal Chairpersons v) Municipal Directly Elected Councillors vi) Municipal Women Councillors vii) Municipal Councillors representing Youth	29 th – 30 th December, 2005

5.3 NOMINATION RETURNS

Table 5: Summary Statistics on Nominated Candidates in Constituencies/Electoral Areas

CATEGORY OF ELECTION	TOTAL NUMBER OF CONSTITUENCIES/ ELECTORAL AREAS	TOTAL NUMBER OF NOMINATED CANDIDATES	TOTAL NUMBER OF UNOPPOSED CONSTITUENCIES / ELECTORAL AREAS	TOTAL NUMBER OF CONSTITUENCIES / ELECTORAL AREAS WITH NO CANDIDATES NOMINATED*
Presidential	1	6	-	-
Parliamentary Directly Elected Members	215	811	7	-
Parliamentary District Woman Representatives	69	194	5	-
District Chairpersons	69	171	10	-
District Directly Elected Councillors	998	2,153	227	-
District Women Councillors forming 1/3 of Councils	653	1,153	240	-
Municipality/City Division Chairpersons	18	67	-	-
Municipal/City Division Councillors Directly Elected	267	657	35	-
Municipality/City Division Chairpersons, Women Councillors forming 1/3 of Councils	171	394	26	-
Sub county/Town/Municipal Division Chairpersons	970	2,473	140	-
Sub county/Town/Municipal Division Directly Elected Councillors	5,590	8,756	2,473	217
Sub county/Town/Municipal Division, Women Councillors forming 1/3 of Councils	4,976	6,706	2,819	339
Total	13,997	23,541	5,982	556

Note: The above do not include Special Interest Groups elected by colleges.

**Note: Nominations did not take place in some areas due to various reasons including:*

- *Failure to access Commissioners of Oath for upcountry districts;*
- *Failure to raise the required legal, and nomination fees;*
- *Late enactment of enabling laws, which led to inadequate time for public servants to process resignations and/or verification of academic documents; and*
- *Late arrival of aspiring candidates to nomination centres.*

5.4 SPONSORSHIP OF CANDIDATES FOR NOMINATION BY POLITICAL PARTIES/ORGANISATIONS

Under the Multi Party Political System, candidates for elections were sponsored either by political parties/organisations or stood as independents. **Tables 6a and b** show the distribution of candidates by category of election and political party/organisation or independent.

Table 6a: Distribution of Nominated Candidates by Category of Election and Political Party/Organisation Affiliation

	Category	NRM	FDC	DP	PAP	UPC	JEEMA	LDP	MVMO	NRP	FIL	AP	CP	NCD	IND	Total
1	Presidential	1	1	1	0	1	0	0	0	0	0	0	0	0	2	6
2	Parliamentary Directly Elected MPs	215	139	68	2	76	6	1	1	1	1	1	5	1	294	811
3	Parliamentary District Women Representatives	69	36	12	0	12	3	0	0	0	0	0	0	0	62	194
4	District /City Chairpersons	66	22	8	0	11	0	0	0	0	0	0	0	0	64	171
5	District/City Directly Elected Councillors	983	350	116	0	100	1	0	1	0	0	0	1	0	601	2,153
6	District/City Women Councillors	649	152	52	1	35	0	0	0	0	0	0	0	0	264	1,153
7	Municipally/City Division Chairpersons	22	11	13	0	3	0	0	0	0	0	0	0	0	18	67
8	Municipality/City Division Directly Elected Councillors	248	72	122	0	22	2	0	0	0	0	1	6	0	184	657
9	Municipality/City Division Women Councillors	168	39	74	0	15	0	0	0	0	0	0	15	0	83	394
10	Sub County/Town/Municipal Division Chairpersons	972	426	119	1	108	3	0	0	0	1	0	2	0	841	2,473
11	Sub County /Town/Municipal Division Directly Elected Councillors	4,873	1,261	395	0	257	1	0	0	0	0	0	5	0	1,964	8,756
12	Sub County /Town/Municipal Division Women Councillors	4,350	685	221	0	166	0	0	0	0	0		5	0	1,279	6,706
	Total	12,616	3,194	1,201	4	806	16	1	2	1	2	2	39	1	5,656	23,541

Note: The Table above does not include SIGs.

**Table 6b: Distribution of Nominated SIGs Candidates by Category
and Political Party/Organisation**

	CATEGORY	NRM	FDC	UPC	CP	IND	UPDF	TOTAL
1	YOUTH	5	5	2	1	16	-	29
2	PWDs	5	1	1	-	5	-	12
3	WORKERS	5	-	-	-	4	-	9
4	UPDF	-	-	-	-	-	22	22
	TOTAL	15	6	3	1	47	22	72

5.5 NOMINATION OF PRESIDENTIAL CANDIDATES

Nomination of Presidential candidates took place on 14th and 15th December, 2005 at Mandela National Stadium, Namboole, from 10:00 a.m to 4:00 p.m on each day. Nominations were presided over by the Commission with the Chairman of the Electoral Commission, Eng. Dr. Badru M. Kiggundu as the Returning Officer.

Unlike in past elections, where candidates' convoys were not limited by law, aspiring candidates for the 2005/2006 General Elections were not allowed to move with a convoy of more than 2 vehicles and supporters exceeding twenty to the nomination venue as stipulated by law. The choice of the nomination venue and the security arrangements restricted crowding and provided orderliness for the candidates and their supporters.

Thirty six (36) presidential aspirants from both Political Parties/Organisations and independent candidates picked nomination forms but by the close of the nomination days, **only six candidates had been duly nominated** as indicated in **Table 7** below.

Table 7: Nominated Candidates for the 2006 Presidential Elections

CANDIDATE NAME	POLITICAL PARTY/ORGANIZATION/INDEPENDENT
Abed Bwanika	INDEPENDENT
Besigye Kizza	FDC (FORUM FOR DEMOCRATIC CHANGE)
Obote Kalule Miria	UPC (UGANDA PEOPLE CONGRESS)
Sebagala Nasser *	INDEPENDENT
Ssebaana John Kizito	DP (DEMOCRATIC PARTY)
Yoweri Kaguta Museveni	NRM (NATIONAL RESISTANCE MOVEMENT)

** Sebagala Nasser later withdrew from the Presidential race.*

Whereas the 2001 Presidential Elections was contested by male candidates only and on individual merit, under the Movement Political System of government, the 2005/2006 Presidential Election was conducted under Multi Party System of government and had one female candidate (**Plate 5**). Two independent candidates were nominated.

Immediately after nominations and in accordance with **Section 22(2a)** of the Presidential Elections Act, 2005, each presidential candidate was facilitated with:

- Two motor vehicles;
- Police for escort and general security;
- One thousand currency points equivalent to Ug. Shs. 20,000,000/= (twenty million only) to be accounted for at the end of the Presidential elections.

However, it should be noted that the law does not provide for facilitation of other categories of elections.

Plate 5: Nomination of the Female Presidential Candidate, 2005/2006 General Elections



Candidate Obote Kalule Miria (2nd right standing) being nominated.

**Plate 6: Nomination of Independent Presidential Candidate,
2005/2006 General Elections**



Candidate Abed Bwanika being nominated.

5.6 NOMINATION OF PARLIAMENTARY CANDIDATES

The Commission appointed and gazetted the 12th and 13th January, 2006 as the nomination dates for candidates for Directly Elected Members of Parliament and District Women Representatives to Parliament. The nomination exercise was conducted by the Returning Officers at the respective District Headquarters.

Nominations for the Directly Elected Members of Parliament attracted a total number of 811(eight hundred eleven) candidates compared to eight hundred eighty three (883) nominated for the 2001 Parliamentary elections. At the closure of the nomination exercise, a total of seven (7) Directly Elected Members of Parliament, one of whom was a female, were nominated and declared elected unopposed. In addition, five District Women Representatives were nominated and declared elected unopposed.

One hundred and ninety four (194) candidates were nominated to contest as District Women Representatives to Parliament for the sixty nine (69) districts compared to one hundred eighty (180) for fifty six 56 districts during the 2001 Parliamentary elections, as summarized in **Tables 8a and 8b**. A total of twenty eight (28) Female candidates were nominated to contest in constituencies for Directly Elected Members of Parliament as indicated in **Table 8b**. **Table 9** enlists all female candidates who contested in constituencies for Directly Elected Members of Parliament.

Table 8a: Nominated Candidates for Parliamentary Elections by Political Party/Organisation or Independent

SNO	Political Party/Organisation or Independent	Directly Elected MPs	District Women Representatives
1.	Independent Candidates	294	62
2.	National Resistance Movement (NRM)	215	69
3.	Uganda People Congress (UPC)	76	12
4.	Forum for Democratic Change (FDC)	139	36
5.	Action Party (AP)	1	0
6.	Democratic Party (DP)	68	12
7.	Justice Forum (JEEMA)	6	3
8.	Liberal Democratic Party (LDP)	1	0
9.	Movement Volunteer Mobilization's Organization (MVMO)	1	0
10.	National Convention for Democracy (NCD)	1	0
11.	National Redemption Party (NRP)	1	0
12.	Progressive Alliance Party (PAP)	2	0
13.	Conservative Party (CP)	5	0
14.	Forum For Integrity in Leadership (FIL)	1	0
	Total	811	194

Table 8b: Analysis of Candidates Nominated for Parliamentary Elections

SNO	Category	DIRECTLY ELECTED MPS	DISTRICT WOMEN REPRESENTATIVES	TOTAL
1.	Withdrew from the Race	4	0	4
2.	Nominated and Declared Elected Unopposed	7	5	12
3.	Nominated and Contested	800	189	989
4.	Nominated Female Candidates	28	194	222
5.	Nominated Male Candidates	783	-	783

Table 9: Female Candidates who Contested in Constituencies for Directly Elected Members of Parliament.

DIST. CODE	DISTRICT NAME	CODE	CONSTITUENCY	CANDIDATE'S NAME	POLITICAL PARTY	STATUS
01	APAC	005	Oyam County South	ALELE Gladys Opiito	UPC	
02	ARUA	007	Ayivu County	ANGUFIRU Margaret	INDEPENDENT	Winner
02	ARUA	007	Ayivu County	BAKOKO Bakoru Zoe	NRM	Lost
02	ARUA	012	Vurra County	POPO Rita Drania	INDEPENDENT	Lost
08	JINJA	044	Jinja Municipality West	MUJA Anna Rutebuka	NRM	Lost
12	KAMPALA	064	Makindye Division East	KANYIKE Sarah Sebaggala	DP	Lost
12	KAMPALA	066	Rubaga Division North	KAMYA Beti Olive Namisango	FDC	Winner
12	KAMPALA	067	Rubaga Division South	NAMPIJJA Lukyamuzi Susan	CP	Winner
16	KIBAALE	081	Bugangaizi County	BAKEINE Mabel Lilian Komugisha	NRM	Winner
21	KUMI	098	Ngora County	EGUNYU Asemo Fiona Lucy Baguma	NRM	Lost
22	LIRA	105	Lira Municipality	ATIM Ogwal Cecilia	INDEPENDENT	Lost
27	MBARARA	144	Mbarara Municipality	KABATERAINE B. Semambo	FDC	Lost
29	MOYO	153	West Moyo County	KAREYO Clare	INDEPENDENT	Lost
30	MPIGI	158	Gomba County	NAJJEMBA Rosemary Muyinda	NRM	Winner
30	MPIGI	162	Mawokota County North	TIISA Susan Mugwanya	INDEPENDENT	Lost
32	MUKONO	177	Mukono Cty South	MUKWAYA Balunzi Janat	NRM	Winner
34	NTUNGAMO	185	Ruhaama County	MAGAMBO Amanda .J.	INDEPENDENT	Lost
34	NTUNGAMO	185	Ruhaama County	MUSEVENI Janet Kataha	NRM	Winner
35	PALLISA	187	Budaka County	KIRYAPAWO Loi Kageni	NRM	Winner
35	PALLISA	189	Kibuku County	RAINER Kafire Juliet	DP	Lost
37	RUKUNGIRI	197	Rubabo County	TURYAHIKAYO Kebirungi Mary Paula	NRM	Winner
47	KAYUNGA	179	Ntenjeru County North	NABAYEGO Alia	DP	Lost
47	KAYUNGA	179	Ntenjeru County North	NYOMBI Nansubuga Sarah	NRM	Winner
52	WAKISO	154	Busiro County East	NABUKEERA Sophia Kizza	JEEMA	Lost
52	WAKISO	154	Busiro County East	NAKAWUKI Susan	FDC	Winner
52	WAKISO	156	Busiro County South	MUBANDA Freda Nanziri Kase	NRM	Lost
58	AMURIA	202	Kapelebyong County	ADIO Winfred Ariko	UPC	Lost
65	KIRUHURA	142	Nyabushozi County	MUGYENYI Rutamwebwa Mary	NRM	Unopposed

5.7 REPRESENTATIVES OF SPECIAL INTEREST GROUPS (SIGs) IN PARLIAMENT

Nomination of candidates for the Parliamentary Elections for the different Special Interest Groups was either done a day before or on their respective polling day.

Nomination for the elections of PWDs was done on 6th February, 2006 at Colline Hotel, Mukono, while for Workers was on 16th February, 2006 at Mandela National Stadium,

Namboole. The nomination for UPDF was on 17th February, 2006 at UPDF General Headquarters, Bombo.

Nominations and elections for the Female Youth Representative in Parliament were held on 3rd May, 2006 at Mukono while those for the Regional Youth Representatives in Parliament were conducted on 9th May, 2006 at Masaka (Central Region), Lira (Northern Region), Jinja (Eastern Region), and Mbarara (Western Region).

For each SIG, apart from the UPDF, the Commission provided transport, accommodation, and also hired venues for the elections. The Commission provided one (1) guide for PWDs for each district and ten (10) interpreters at the election venue.

Details of the program are indicated in **Table 10**. The number of nominated candidates for each Special Interest Group is shown in **Table 11**.

Table 10: Programmes for the Election of Representatives of Special Interest Groups (SIGs) in Parliament for the 2005/2006 General Elections

SIGs	ELECTED NUMBERS	ELECTION DATES	VENUE(S)	ELECTORAL COLLEGE
PWDs	5	16 th – 17 th February, 2006	Colline Hotel Ltd Mukono	Delegates with disability from districts
UPDF	10	17 th February, 2006	UPDF General Headquarters, Bombo	Members of UPDF Council
Workers	5	16 th – 17 th February, 2006	Mandela Stadium, Namboole	Representatives from NOTU & COFTU
Youth	1 (female)	2 nd – 4 th May, 2006	Colline Hotel Ltd Mukono	National Youth Council
	4 (regional)	7 th – 9 th May, 2006	Masaka, Jinja, Lira, Mbarara	District Youth Councils in each region

Table 11: Nomination of Candidates for the Representatives of Special Interest Groups

	CATEGORY	REGION	NO. OF CANDIDATES	NOMINATION DATE	VENUE
01	Youth	Eastern	7	9 th May, 2006	Jinja
		Western	2		Mbarara
		Central	8		Masaka
		Northern	6		Lira
		National Female	7	3 rd May, 2006	Mukono
02	Persons With Disabilities	Eastern	2	16 th Feb 2006	Mukono
		Western	4	16 th February, 2006	Mukono
		Central	2	16 th February, 2006	Mukono
		Northern	2	16 th February, 2006	Mukono
		National Female	2	16 th February, 2006	Mukono
03	Workers	General	7	16 th February, 2006	Mandela National Stadium, Namboole
		Female	2	17 th February, 2006	Mandela National Stadium, Namboole
04	UPDF		22	17 th February, 2006	UPDF General HQs, Bombo

Note: The Parliamentary Elections Act, 2005 provides that at least two out of the ten representatives of the UPDF shall be female; at least one of the five representatives of PWDs shall be a female; and at least one out of the five representatives of the workers shall be a female.

The law also provides that for the five Workers' representatives, three shall be elected by NOTU and one by COFTU and a female representative by both Unions.

5.8 NOMINATIONS OF LOCAL GOVERNMENTS COUNCILS

The Nomination of candidates for District/City Local Government Councils were conducted on 29th – 30th December, 2005 at the District/City Headquarters. The statistics showing the number of nominated candidates for each political party by region at this level are shown in **Appendix F**.

The Nomination of candidates for Sub County/Town/Municipal Division Local Governments' Councils took place on 27th – 30th December, 2005. Nominations were conducted at County/Municipal Headquarters, under the supervision of Returning Officers. The number of electoral areas for Sub County/Town/Municipal Division level for districts other than Kampala is shown in **Appendix G**.

The summary statistics on nomination of candidates at Sub County/Town/Municipal Division level are in **Appendix H1** and **Appendix H2**.

At the end of the nomination exercise, 22,530 candidates had been nominated to contest at various Local Government Council levels.

The nomination exercise was generally successful although a few petitions arose out of the exercise.

5.9 COMPLAINTS AND PETITIONS

5.9.1 Complaints and Petitions Arising out of Nomination of Candidates

Article 61(1) (f) of the Constitution of Uganda mandates the Electoral Commission to **hear, and determine complaints arising before, and during polling.**

In exercise of this mandate, the Commission received a total of 856 complaints/petitions before, and during General Elections.

5.9.2.1 Categories of Complaints/Petitions

Overall, the categories of complaints/petitions received by the Commission are as shown in **Table 12a**.

Table 12a: Categories of Complaints/Petitions Received in the 2005/2006

General Elections

CATEGORY OF COMPLAINT	RELATED ISSUES	NO.	PERCENTAGE
Academic Papers	Nominations	268	31.31%
Resignations	Nominations (failure to resign from public office)	120	14.02%
Intimidation	Campaigns/polling	60	7.01%
Missing/Misallocations of symbols and names of candidates	Sorting nomination returns/ballot printing/polling	53	6.19%
Under aged persons in the Register	Polling Registers	7	0.82%
Double registration	Registration	5	0.58%
Request to nullify declared results	Declaration	270	31.54%
Voter bribery	Campaigns/polling	17	1.99%
Ballot stuffing	Polling	20	2.34%
Others:- defacing of posters, disrupting rallies, use of abusive language e.t.c	campaigns	36	4.21%
Total		856	100%

5.9.2.2 Status of Complaints/Petitions

The status of the complaints/petitions is as shown in **Table 12b**.

Table 12b: The Status of the Complaints/Petitions

STATUS	NUMBER OF PETITIONS/ COMPLAINTS	PERCENTAGE
Handled	528	61.70%
Were Abandoned by Petitioners/Complainants	180	21.02%
Insufficient Evidence	148	17.28%
Total	856	100.00%

5.9.3 Constitutional Cases/Civil Suits Filed

A total number of 122 election petitions/constitutional cases/civil suits were filed against the Commission in several courts of law, especially in Kampala and Mbale. The major grounds of these petitions were as follows:-

- Dissatisfaction with the decisions of the Commission;
- Lack of academic qualifications; and
- Election malpractices and irregularities.

5.9.4 Status of Petitions/Cases and Suits

The status of the 122 post election petitions/complaints registered by the Commission by August, 2006 is shown in **Table 13**.

Table 13: Status of 2005/2006 General Elections Petitions/Cases and Civil Suits

SNO.	STATUS	NUMBER	PERCENTAGE
1.	Dismissed	18	13.2%
2.	Withdrawn	7	4.9%
3.	Allowed/lost	4	3.0%
4.	Pending before courts of law	93	78.9%
	Total	122	100.00%

5.10 NATIONAL PRAYER WEEK

Uganda being a God- fearing nation and in respect of our motto “ **For God And My Country**” and the National Anthem, the Electoral Commission organised a National Prayer Week between 30th January and 7th February, 2006 for a peaceful transition from Movement to Multiparty Political System and successful General Elections. The theme for the week was *"Peaceful transition and unity of purpose in developing our motherland, Uganda"*.

During the week the Commission requested:


- Religious leaders of all faiths to organise and conduct prayers within their respective centres of worship across the country;
- Requested Ugandans to observe the prayer week individually and within their families.

The above culminated into an inter-faith event which took place on 7th February, 2006 at Nakivubo War Memorial Stadium.

Religious leaders, diplomats, political parties, journalists, students, candidates and people of goodwill attended the prayer convention.

Plate 7 shows the Electoral Commission Staff marching to Nakivubo Stadium on 7th February, 2006.

Plate 7: Electoral Commission Staff Marching to Nakivubo Stadium on 7th February, 2006 for prayers



5.11 CAMPAIGNS AND MONITORING OF ELECTION ACTIVITIES

5.11.1 Campaigns

After the nomination of candidates, they were required to present their individual campaign programs to their respective Returning Officers to compile and harmonize in accordance with the Campaign Schedules set by the Commission as listed in **Table 14**.

The harmonisation of the programs was done by the Electoral Commission in consultation with the Inter-party Party Liaison and Peace Committees. There- after, this program became known as an Electoral Commission official campaign program at the respective levels. A typical example of the harmonised Presidential Campaigns Programs is at **Appendix I**.

Table 14: Campaigns Periods for the 2005/2006 General Elections

CATEGORIES OF ELECTION	CAMPAIGNS PERIOD	POLLING DAY
Presidential Elections	22 nd December, 2005 – 21 st February, 2006	23 rd February, 2006
Parliamentary Elections	16 th January, 2006 – 22 nd January, 2006	23 rd February, 2006
Representatives of Special Interest Groups (SIG);		
i. Regional Youth	9 th May, 2006	9 th May, 2006
ii. PWDs	17 th February, 2006	17 th February, 2006
iii. UPDF	17 th February, 2006	17 th February, 2006
iv. Workers (General)	16 th February, 2006	16 th February, 2006
v. Workers (Female)	17 th February, 2006	17 th February, 2006
vi. National Female Youth	3 rd May, 2006	3 rd May, 2006
District/City Elections	31 st December, 2005 - 28 th February, 2006	2 nd March, 2006
Municipality/ City Division Elections	31 st December, 2005 – 28 th February, 2006	2 nd March, 2006
Sub-county/ Town/Municipal Division Elections	31 st December, 2005 – 8 th March, 2006	10 th March, 2006

These Campaign Programs were monitored by the Commission to ensure the following:

- Observance of agreed campaign venues, dates and time;
- Security during campaigns;
- Resolving complaints during campaigns; and
- Adherence to the provisions of the law pertaining to campaigns.

5.11.2 National Inter-Party Liaison Committee

The Electoral Commission initiated the formation of a National Inter-Party Liaison Committee to share information and to resolve complaints that arose during the 2005/2006 General Elections. The Committee comprised of two representatives from each of the Party/Organization/Independent Candidate participating in the Presidential Elections.

The Committee structure was extended to the districts in the form of District Peace Committees and composed of Political Party/Organisation/Independent Candidate representatives, the Uganda Police Force and chaired by the Electoral Commission.

5.11.3 Election Violence

The 2005/2006 General Elections were peaceful except for some isolated incidences, for example:-

- At Mengo, Rubaga Division, Kampala City, where a Special Police Constable shot at a crowd killing one person;
- In Adjumani District, where one Parliamentary candidate, Ms. Clara Vuni (RIP), died in an accident, which arose out of interference with the campaign program of a competing candidate. This led to violence in Adjumani Town Council and degenerated into destruction of property (**Plate 8**) and the eventual suspension of the election of District Woman Member of Parliament;
- In Kawempe Division, Kampala City, where a motor cyclist (bodaboda) rammed into a truck sparking violence from sympathizers which led to the burning of the truck;

- In Bugweri Constituency, Iganga District, where there were some skirmishes among the supporters of Parliamentary candidates Ali Kirunda Kivejinja. (NRM) and Abdu Katuntu (FDC); and
- Supporters of FDC and NRM Presidential candidates mounted effigies of their respective candidates at various strategic locations in many places across the country which sparked sporadic clashes among supporters.

Plate 8: Property Destroyed by a Violent Crowd in Adjumani Town Council



These irrational acts of violence were strongly condemned by the Electoral Commission. The Police took appropriate action to end the violence, and in a number of cases, tear gas was used within and around Kampala and other urban areas to quell the situation to protect the public and property against rowdy crowds.

CHAPTER SIX

POLLING DAY ACTIVITIES, TALLYING AND DECLARATION OF THE 2005/2006 ELECTION RESULTS

6.1 POLLING ACTIVITIES FOR DIRECTLY ELECTED REPRESENTATIVES

On polling days, preparations started before 7.00 a.m. with the setting up of polling stations at gazetted locations. Polling could only commence after the arrival of at least five registered voters as required by law. The need to comply with this legal requirement, among other factors, led to polling commencing late in some polling stations.

Three elections took place at the same time and therefore, there were three ballot boxes, and three categories of ballot papers using a common Voters' Register. At each polling station, there was a Presiding Officer, four Polling Assistants and one Election Constable who conducted the exercise (except for polling stations with over 1000 voters where 2 Polling Constables were deployed). The different elections were held on the following dates:

- 23rd February, 2006 –Presidential, Directly Elected Members of Parliament and District Woman Member of Parliament;
- 2nd March, 2006- District Chairpersons, Directly Elected Councillors and Women Councillors;
- 6th March, 2006 - Municipality/City divisions Chairpersons, Directly Elected Councillors and Women Councillors; and
- 10th March, 2006 -Sub County Chairpersons, Directly Elected Councillors and Women Councillors;

It is worth noting that for the first time in the history of Uganda, transparent ballot boxes were used for Presidential and most elections at different levels. Polling stations opened at 7.00 am and closed at 5.00 p.m. except in polling stations where there were still voters in the

line. These were allowed to complete voting. (**Plate 9** shows voters in a queue at a polling station).

Plate 9: Enthusiastic Voters in Queue at a Polling Station



6.2 INFORMATION AND RESOLUTION OF COMPLAINTS

In fulfilment of its mandate to hear and determine complaints before and during elections, the Commission did the following:-

- Set up a toll free line at Headquarters which was operational throughout the election period;
- Set up a National Information/Complaints' Desk on various polling days at the Electoral Commission Headquarters with facilities to receive, handle, resolve complaints, and promptly respond to queries from election officials and the general public using such facilities as fax machines and telephone line. Similar Information/Complaints Desks were set up in districts, with an officer specifically recruited and assigned such duty under the supervision of the Returning officer.

These arrangements helped to quickly resolve complaints at the Headquarters and in districts. Such facilities should be maintained and strengthened.

6.3 COUNTING OF VOTES

At the close of the polling process, and in accordance with relevant electoral laws, ballot boxes were opened, votes counted, relevant declaration of results forms filled and signed by Presiding Officers and willing candidates' agents present. The results were then announced at the polling station in public as illustrated in **Plate 10**.

Plate 10: Vote Counting at a Polling Station



6.4 TRANSMISSION AND TALLYING OF RESULTS

After announcing results at each polling station, Presiding Officers delivered to Sub County Headquarters, Declaration of Results Forms that were sealed in tamper-evident envelopes provided by the Commission. The results were then routed to the districts for tallying.

For Presidential elections, the Returning Officers at the districts captured the results with the computerized tally sheet software for onward transmission to the National Tally Centre,

while for other categories of elections, the Returning Officers at the districts captured the results with the software and declared the winners.

6.5 TALLYING AND DECLARATION OF RESULTS AT NATIONAL AND DISTRICT LEVELS

Article 61(d) of the Constitution of the Republic of Uganda, 1995, mandates the Commission **to ascertain, publish, and declare in writing under its seal the results of elections and referenda.**

During the 2005/2006 General Elections, preparation for tallying of election results commenced with the designing and testing of an appropriate tallying software.

A team of Officials was setup at the Electoral Commission Headquarters and underwent training on the application of the Tallying Software. The team in turn did the following:

- Trained Tally Clerks/Officials at district level;
- Talled Presidential election results at the National Tally Centre, Namboole; and
- Reinforced the district tally team for tallying Parliamentary and Local Government Council election results.

6.5.1 National Tally Centre at Mandela National Stadium, Namboole

Section 57 (1) of the Presidential Elections Act, 2005 provides that “ *The Commission shall ascertain, publish, declare in writing under its seal the results of Presidential elections within 48 hours from the close of polling*”.

In compliance with the above section and for the official tallying, and progressive declaration of Presidential Election Results, the Commission set up a National Tally Centre which consisted of the following:

- a) A communication room with the following facilities:
- An Integrated Digital Service Network (ISDN) having 30 channels used for telephone connections and Data/internet access;
 - Eight telephone lines each with dual receivers to enable party/candidates' representatives to monitor voice transmission of results;
 - Four fax lines to receive results from districts with fax facilities.
- b) A Computer room equipped with a set of networked computers, printers and photocopiers;
- c) A verification desk which did the following;
- Verification of results transmitted from the districts before capture into computers;
 - Verification of results after capture in the computers;
 - Sharing of information pertaining to the results with party/candidates representatives present;
- d) A desk for Political Party/Candidates' Agents present, witnessing and monitoring the results.
- e) A boardroom for meetings and interaction between the Commission and political parties/candidates/representatives, the media, security, observers, and other stakeholders.
- f) A briefing Centre for dissemination of information and relaying of provisional results to the local and international media, election observers, general public and for the final declaration of the Presidential Elections results.

It is worth noting that it is ONLY the Electoral Commission which has the constitutional mandate to declare results of elections and referenda.

The Tally Centre was accessible to Party/Candidates representatives, accredited observers, the media and other stakeholders.

6.6 DECLARATION OF ELECTION RESULTS

The election results were tallied in the order in which they were transmitted and received at the respective tally centres i.e:

- National Tally Centre for Presidential elections;
- District Tally Centres for Parliamentary and Local Government Council elections.

Consequently, during tallying, provisional election results were announced to the public by the respective Returning Officers at different intervals at:

- The National Tally Centre, for Presidential Elections;
- District for Parliamentary and Local Government Council Elections.

Plate 11 illustrates the Electoral Commission Secretary, Mr. Sam A. Rwakoojo, displaying a tally sheet to party/candidates representatives.

**Plate 11: Secretary Electoral Commission (in cap) Displaying a Tally Sheet to
Party/Candidate Representatives at the National Tally Centre**



6.6.1 Presidential Elections Results

In order to comply with Section 57(1) of Presidential Elections Act, 2005, to have the Presidential elections results announced within 48 hours after close of polling, the Commission, having received, tallied, and ascertained results from 19,585 polling stations comprising of 98.98% of 19,786 polling stations and noting that results from the remaining 201 polling stations would not substantially affect the outcome of the elections, went ahead to announce the results and declare the winner.

Candidate **Yoweri Kaguta Museveni** who emerged the winner was accordingly declared the elected President of the Republic of Uganda on Saturday 25th February, 2006.

The Presidential Election results for 2005/2006 were as summarised in **Tables 14a and 14b.**

Table 14a: Summary of the Presidential Election Results at Declaration on 25th February, 2006 from 19,585 Polling Stations (98.98%)

CANDIDATE	PARTY	VOTES OBTAINED	PERCENTAGE
ABED BWANIKA	INDPENDENT	65,346	0.95%
BESIGYE KIZZA	FDC	2,570,603	37.36%
OBOTE KALULE MIRIA	UPC	56,674	0.82%
SSEBAANA JOHN KIZITO	DP	108,951	1.58%
YOWERI KAGUTA MUSEVENI	NRM	4,078,911	59.28%
TOTAL NUMBER OF VALID VOTES CAST FOR CANDIDATES		6,880,480	
TOTAL NUMBER OF REJECTED (INVALID) BALLOT PAPERS		292,757	
TOTAL NUMBER OF BALLOT PAPERS COUNTED		7,173,241	

Table 14b: Summary of the Final Presidential Election Results from 19,755 Polling Stations as Gazetted

CANDIDATE	PARTY	VOTES OBTAINED	PERCENTAGE
ABED BWANIKA	INDPEN DENT	65,874	0.95%
BESIGYE KIZZA	FDC	2,592,954	37.39%
OBOTE KALULE MIRIA	UPC	57,071	0.82%
SSEBAANA JOHN KIZITO	DP	109,583	1.58%
YOWERI KAGUTA MUSEVENI	NRM	4,109,449	59.26%
TOTAL NUMBER OF VALID VOTES CAST FOR CANDIDATES		6,934,931	
TOTAL NUMBER OF REJECTED (INVALID) BALLOT PAPERS		295,525	4.1% (of ballots counted)
TOTAL NUMBER OF BALLOT PAPERS COUNTED		7,230,456	69.2% (of registered voters)

- Note:** 1- Results from 31 polling stations were cancelled for various election irregularities;
- 2- Voting did not take place in two (2) polling stations because all voters had left the Area.

The declared Presidential Elections Results were published in the Uganda Gazette [8].

6.6.2 Directly Elected Members of Parliament and District Woman Representatives in Parliament

Receiving, verification, ascertaining, and declaration of results for the above mentioned categories of representatives was done in the districts. The results were transmitted to the Commission Headquarters compiled, ascertained, and published in the Uganda Gazette.

The details of the compiled results are shown in **Appendix J** and **Appendix K**. The Gazetted members of the 8th Parliament is in **Appendix L**.

6.6.3 Special Interest Groups Election Results

The election results of the various Special Interest Groups were as detailed below:-

a) Members of Parliament Representing the Youth

The receiving, ascertaining, publishing and declaration of results for Regional Youth Representatives in Parliament was done at the four regional centres on 9th May, 2006.

The results for the elections of the Female Youth Member of Parliament were received, ascertained, published and declared on the 3rd May, 2006, at Colline Hotel, Mukono as indicated in **Table 19**

i) Eastern Region

The declaration for Eastern Youth Representative in Parliament was in Jinja on the 9th May, 2006 and the results for the candidates were as indicated in **Table 15**.

Table 15: Results for the Election of the Eastern Youth Representative in Parliament

NO	CANDIDATES' NAMES	PARTY	TOTAL VOTES	STATUS
1)	BARLOW BARUNGI DESIREE	INDEPENDENT	215	
2)	KIBEDI ZAAKE WANUME	NRM	289	Winner
3)	KIMERA MUSA	INDEPENDENT	3	
4)	MULALU DANIEL	INDEPENDENT	125	
5)	NAMUKOSE SUSAN LUBOGO	INDEPENDENT	3	
6)	ODEKE TOM	FDC	18	
7)	EDOKU JOHN PAUL	UPC	2	
	TOTAL VOTES CAST		655	
	SIZE OF THE COLLEGE		800	

ii) Western Region

The declaration of the Western Youth Representative in Parliament was in Mbarara and results for the candidates were as indicated in **Table 16**.

Table 16: Results for the Election of the Western Youth Representative in Parliament

NO	CANDIDATES' NAMES	PARTY	TOTAL VOTES	STATUS
1)	KASHAIJA ROBERT	NRM	289	Winner
2)	TAYEBWA THOMAS	FDC	181	
	TOTAL VOTES CAST		470	
	SIZE OF THE COLLEGE		755	

iii) Central Region

The declaration of the Central Youth Representative in Parliament was in Masaka and results for the candidates were as indicated in **Table 17**.

Table 17: Results for the Election of the Central Youth Representative in Parliament

NO	CANDIDATES' NAMES	PARTY	TOTAL VOTES	STATUS
1)	JAGWE CHARLES	INDEPENDENT	1	
2)	KASOZI IBRAHIM BIRIBAWA	FDC	33	
3)	KATEREGGA DONNAN	DP	5	
4)	KATO PAUL MUKASA	INDEPENDENT	4	
5)	MAKONZI MICHAEL	CP	0	
6)	MAWANDA SHABAN	INDEPENDENT	81	
7)	MUYOMBA JOSEPH KASOZI	NRM	267	Winner
8)	TISA SUSAN MUGWANYA	INDEPENDENT	16	
	TOTAL VOTES CAST		407	
	SIZE OF THE COLLEGE		600	

iv) Northern Region

The declaration of the Northern Youth Representative in Parliament was in Lira and results for the candidates were as indicated in **Table 18**.

Table 18: Results for the Election of the Northern Youth Representative in Parliament

NO	CANDIDATES' NAMES	PARTY	TOTAL VOTES	STATUS
1)	BUGA MUZAMIL	INDEPENDENT	34	
2)	OBUA DENIS HAMSON	NRM	221	Winner
3)	OKELLO FRANCIS PHILIPS	INDEPENDENT	100	
4)	OTTO ISHAA AMIZA	UPC	10	
5)	OYULU JULIET	FDC	32	
6)	THOGANG WILFRED	INDEPENDENT	4	
	TOTAL VOTES CAST		401	
	SIZE OF THE COLLEGE		635	

v) Female Youth Member of Parliament

The declaration of the Female Youth Member of Parliament was in Mukono and results for the candidates were as indicated in **Table 19**.

Table 19: Results for the Election of the Female Youth Member of Parliament

NO	CANDIDATES' NAMES	PARTY	TOTAL VOTES	STATUS
1)	NALUBEGA MARIAM	INDEPENDENT	47	Winner
2)	AMONGIN JACKLINE	NRM	41	
3)	BARLOW BARUNGI DESIREE	INDEPENDENT	36	
4)	LUBOGO SUSAN	INDEPENDENT	17	
5)	NANKUNDA MACKLINE	INDEPENDENT	5	
6)	RUKUNDO STELLA	FDC	2	
7)	MTAKIRA SUSAN	INDEPENDENT	0	
	TOTAL VOTES CAST		148	
	SIZE OF THE COLLEGE		173	

b) Members of Parliament Representing UPDF

The declaration of Members of Parliament Representing Uganda Peoples' Defence Forces (UPDF) was at the UPDF General Headquarters, Bombo and results for the candidates were as indicated in **Table 20a**. The result for the candidates who contested for the Female Army Representatives in Parliament is in **Table 20b**.

Table 20a: Results for the Elections of the Army Representatives in Parliament

NO	CANDIDATES' NAMES	TOTAL VOTES	RANK	STATUS
1)	GEN. ARONDA NYAKAIRIMA	158	1	Winner
2)	GEN. DAVID TINYEFUZA	152	2	Winner
3)	BRIG. FRANCIS OKELLO	134	3	Winner
4)	GEN. ELLY TUMWINE	124	4	Winner
5)	MAJ. GEN. JULIUS FACKI OKETTA	106	5	Winner
6)	COL. MANONI PHINEHAS KATARIMA	86	6	Winner
7)	HON. BRIG. DR. JAMES MAKUMBI	82	7	Winner
8)	COL. RAMADHAN KYAMULESIRE	74	8	Winner
9)	LT. GEN. ABUBAKER JEJE ODONGO	72	9	
10)	LT. COL. SHABAN BANTARIZA	66	10	
11)	COL. ELLY KAYANJA	57	11	
12)	LT. COL. FRED MWESIGYE	52	12	
13)	BRIG. ANDREW GUTTI	43	13	
14)	BRI. DAVID KAUMA WAKAALO	42	14	
15)	MAJ. STEVEN BASLIZA	40	15	
16)	LT. COL. P ERWERU	38	16	
17)	CAP. HENRY MATSIKO	18	17	
18)	MAJ. JACOB ASIIMWE	13	18	
	TOTAL VOTES CAST	1,357		
	SIZE OF THE COLLEGE	1,358		

Table 20b: Results for the Elections of the Female Army Representatives in Parliament.

NO	CANDIDATES' NAMES	TOTAL VOTES	RANK	STATUS
1)	CAP. SARAH MPABWA	121	1	Winner
2)	LT. GRACE KYOMUGISHA	107	2	Winner
3)	LT. HAJARA KAFUMBE SEBAGALA	78	3	
4)	LT. NIGHT IKIRIZA	40	4	
	TOTAL VOTES CAST	346		
	SIZE OF THE COLLEGE	346		

c) Members of Parliament Representing People with Disabilities (PWDs)

The declaration of Members of Parliament Representing PWDs was in Mukono and results for the candidates were as indicated in **Table 21**.

Table 21: Results for the Elections of Members of Parliament of the PWDs

NO	CANDIDATES' NAME	REGION	PARTY	TOTAL VOTES	STATUS
1	BUSULWA ABBU	Central	INDEPENDENT	16	
	NDEEZI ALEX	“	NRM	210	Winner
2	NALULE SAFIA	Female	NRM	185	Winner
	NAMAROME REHEMA	“	INDEPENDENT	31	
3	NOKRACH WILSON WILLIAM	Northern	NRM	200	Winner
	WAMALA FRANCIS	“	UPC	17	
4	KATIISA PAUL	Western	INDEPENDENT	07	
	KATURAMU HOOD KIRIBEDDA	“	NRM	125	Winner
	KINUBI FRANCIS	“	INDEPENDENT	85	
	KYOBUZAARE VANNY	“	INDEPENDENT	0	
5	BALYEJJUSA JULIUS	Eastern	NRM	142	Winner
	MWANDHA ERIEZER JAMES	“	FDC	75	

d) Members of Parliament Representing Workers

The declaration of the Elections of Members of Parliament Representing Workers was at Mandela National Stadium, Namboole and results for the candidates were as indicated in Tables 22a, b and c.

**Table 22a: Results for the Election of Member Representing Workers in Parliament
(Elected by COFTU)**

CANDIDATES' NAME	PARTY	TOTAL VOTES	STATUS
Lyomoki Sam	NRM		Unopposed
SIZE OF THE COLLEGE		259	

**Table 22b: Results for the Elections of Members Representing Workers in
Parliament (Elected by NOTU)**

NO	CANDIDATES' NAME	PARTY	TOTAL VOTES	STATUS
1)	BAKKABULINDI CHARLES	NRM	184	Winner
2)	BALIRAINA ELKANAH DAVID	INDEPENDENT	56	
3)	PAJOBBO JORAM BRUNO	NRM	136	Winner
4)	SSENTONGO NABULYA THEOPISTA	NRM	143	Winner
5)	TWEHEYO JAMES	INDEPENDENT	19	
6)	WUMA SAMUEL	INDEPENDENT	33	
	SIZE OF THE COLLEGE *		193	

** Each voter cast one vote for each of the three candidates of his/her choice*

**Table 22c: Results for the Election of Female Member Representing Workers in
Parliament (Elected Jointly by NOTU and COFTU)**

NO	CANDIDATES' NAME	PARTY	TOTAL VOTES	STATUS
1)	KABOOLE MARY IRENE	INDEPENDENT	95	
2)	TUUNDE MARY MARION NALUBEGA	NRM	143	Winner
	TOTAL VOTES CAST		238	
	SIZE OF THE COLLEGE		452	

The results for the above Parliamentary Elections for Special Interest Groups were transmitted to the Commission Headquarters compiled, ascertained and published in the Uganda Gazette (see [8] for details).

6.6.4 Declaration of Results for Local Government Council Elections

Results of Local Government Councils Elections were declared by the District Returning Officers as provided for under Section 135(1) of the Local Governments Act, CAP 243. The results were then transmitted to the Electoral Commission, compiled, ascertained and published in the Gazette as detailed in Table 23:

Table 23: Details of Gazette Notices for Results of Local Government Council Elections

CATEGORY OF ELECTIONS	DETAILS OF THE GAZETTE NOTICE
District Chairpersons	Uganda Gazette Volume XCVIX, General Notice No.27, Date 5 th May, 2006
Sub County/Town/Municipal Division Chairpersons	Uganda Gazette Volume XCVIX, General Notice No.175, Date 11 th May, 2006
District /City Councillors	Uganda Gazette Volume XCVIX, General Notice No.176, Date 11 th May, 2006
Municipality/City Division Chairpersons	Uganda Gazette Volume XCVIX, General Notice No.176, Date 15 th May, 2006
Municipality/City Division Councillors	Uganda Gazette Volume XCVIX, General Notice No.178, Date 15 th May, 2006
Sub County/Town/Municipal Division Councillors	Uganda Gazette Volume XCVIX, General Notice No.191, Date 19 th May, 2006

*NB: The list of elected District Chairpersons is shown at **Appendix M**.*

6.7 VOTER TURNOUT DURING GENERAL ELECTIONS 2005/2006

The voter turnout patterns for Presidential, Parliamentary and Local Government Council General Elections conducted between 1996 – 2006 are as shown in **Appendix N, Appendix O and Appendix P**, respectively.

The voter turnout for the 2005/2006 Presidential, Parliamentary and Local Government Council Elections was 69.2%, 67.8%, and 46.3%, respectively.

CHAPTER SEVEN

ELECTION OBSERVERS

7.1 INTRODUCTION

Election observation/monitoring is emerging as an important support to democratic transition and the promotion of free and fair elections and referenda. In most countries, it has become a practice, during elections/referenda to invite observers/monitors, both national and international, to observe the process and make independent reports about the electoral environment.

The presence of observers/monitors, helps build confidence among various stakeholders in the electoral process and lends credibility to the results there from.

In recognition of the potential beneficial contribution of election observation outlined above, the Electoral Commission, through the Ministry of Foreign Affairs and Regional Cooperation, invited International Election Observer Missions to observe the 2005/2006 General Elections. The Commission also directly invited sister Election Management Bodies (EMBs) from other countries to observe the elections. The Commission further placed advertisements in the local print media, namely, the Daily Monitor [9] and the New Vision [10] newspapers inviting interested persons and organisations to apply for accreditation as Election Observers.

A total of 477 International and 459 National election observers were accredited.

The level of interest in the 2005/2006 General Elections was unprecedented as evidenced by the number of accredited observers of nine hundred thirty six (936) compared to the one hundred sixty six (166) observers both local and international who observed the 2001 Presidential elections [11] and one hundred sixty eight (168) observers for the 2001 Parliamentary elections.

Some observer missions sent advance teams for fact finding and familiarisation with the country's electoral process and political environment. They held consultative meetings with the Electoral Commission, political parties/various stakeholders on elections and made tours of the Commission facilities and the countryside to come out with a preliminary evaluation of the electoral environment.

Each accredited observer was provided with an observers' kit, which contained guidelines on election observation, maps, laws, name tag, contacts for Police personnel and Electoral Commission district officers, election programs, draft code of conduct for political parties/organisations, observation checklists and general information guides.

7.2 BRIEFING OF OBSERVERS

The Commission briefed the Election Observers on 21st February, 2006 at Sheraton Hotel, Kampala. The briefing which was well attended included 359 observers, 57 media personalities, Police and Electoral Commission Staff.

During the briefing, the Observers were informed of the mission, vision and mandate of the Electoral Commission, the electoral process in general, the Commission's state of preparedness and what was expected of Observers. They were given election observers' general guidelines which included travel and security briefs.

They were also requested to make their own logistical and deployment arrangements and they were assured that they could observe the elections in any part of the country.

7.3 DEBRIEFING AND OBSERVERS' REPORTS

Debriefing by the Observers was held at Mandela National Stadium, Namboole on the 25th February, 2006, soon after the declaration of Presidential Elections Results.

The Observers' debriefing was well attended and most Observers gave their preliminary reports promising to send their final reports later, as stipulated in the Observers' Guidelines.

Presented below is a summary of the recommendations and comments from the observation reports.

7.3.1 Strengths

The Election Observers commended:

- The Commission's state of preparedness, transparency, and ready availability for consultations;
- The use of Photo Bearing Voters' Register;
- The peaceful environment which enabled the voters to exercise their right to vote contrary to prior misconceptions by some people;
- Ugandans' orderliness, and perseverance despite inclement weather;
- The adherence by Polling Officials to polling procedures as laid down in the electoral laws and guidelines;
- The presence of domestic observers in most polling stations which gave credibility to the electoral process;
- The diligence and commitment of most election staff;
- The Uganda Police Force for effecting security arrangements for the observers and the entire electoral process;
- The wide spread presence of political parties/candidates agents at most polling stations; and
- Ballot counting in the open and in public view which was good for transparency.

7.3.2 Areas for Improvement

The Observers highlighted some areas for improvement which included need for:

- Enhanced voter education and training;
- Improved method of recruitment and training of polling officials;
- Timely enactment of electoral laws;

- Provision of shelter against inclement weather;
- Level political playing field for candidates;
- Improved lighting during ballot counting at polling stations; and
- Elaborate laws regarding deletion of voters from the register.

On the whole, the Observer groups hailed the Commission for organizing and conducting the elections in a free and fair manner, which enabled Ugandans to express their constitutional right to choose their leaders.

The Electoral Commission would like to express its appreciation for the cooperation, frank comments and observations, some of which will contribute to improvement of the electoral process in Uganda in future.

CHAPTER EIGHT

POST GENERAL ELECTIONS ACTIVITIES

8.1 INTRODUCTION

The Commission has handled a number of Post General Elections activities including:

- Publishing the election results in the Official Uganda Gazette;
- Swearing in of elected leaders;
- Post election petitions filed in Courts of Law;
- Holding of by-elections and uncompleted elections;
- Preliminary preparations for Administrative Unit elections;
- Conducting elections of interim Chairpersons and preparations for elections of substantive Councils and District Women Representatives in Parliament as a result of the newly created districts; and
- Evaluation of the 2005/2006 Electoral Process.

8.2 Publishing the Election Results in the Official Uganda Gazette

The published results included:

- The Presidential Election Results [12].
- The Parliamentary Election Results (see [8] for details).
- The Local Government Councils Elections (see **Section 6.6.4** for details).

8.3 Swearing in of Elected Leaders

After the 2005/2006 General Elections, **Mr. Yoweri Kaguta Museveni**, was sworn in as the elected President of the Republic of Uganda, on 12th May, 2006 at Kololo Airstrip, Kampala, Uganda.

The elected Members of the 8th Parliament were sworn in between 15th and 16th May, 2006 at the Parliamentary Building, Kampala.

The elected Chairpersons and Councillors at various Local Government Councils were later sworn in under the guidance of the Ministry of Local Government before the end of the Financial Year 2005/2006.

8.4 Post Election Petitions Filed in Courts of Law

A number of election related petitions were filed after the elections, some of which have already been determined by courts of law as presented below:

a) Presidential Elections Petition No. 1 of 2006

The first-runner up in the Presidential elections, Dr. Besigye Kizza, filed a petition in the Supreme Court challenging the validity of the Presidential Elections Results at which Mr. Yoweri Kaguta Museveni was declared the winner. The Petition enjoined the Electoral Commission as the body that organised the elections.

The petition was heard by a Coram of seven Supreme Court Judges between 22nd and 30th March, 2006. Judgment was read on 6th April, 2006, dismissing the petition.

b) Other Elections Petitions

A number of other elections petitions were filed in courts of law as summarised in **Table 24**

Table 24: Category of Petitions filed in Courts of Law

SNO	CATEGORY	NUMBER OF PETITIONS
1.	Parliamentary	40
2.	Local Government	65
3.	Civil Suits	13
4.	Intention to Sue	4
	Total	122

8.5 Holding of By-Elections and Uncompleted Elections

Since the completion of the General elections, the Commission has conducted by-elections and residuals elections as summarised in Table 25.

Table 25: By-Elections and Residuals Elections Held after the General Elections

SNo	CATEGORY	CONSTITUENCY/ ELECTORAL AREAS	REASON(S)	DATE OF POLLING
1	District Woman Representative in Parliament	Masaka District	Court Ruling	25 th July, 2006
2	Directly Elected Member of Parliament	Dodooth County, Kaboong District	Death of an Elected Member of Parliament before swearing in.	29 th June, 2006
3	District Woman Representative in Parliament	Adjumani District	Death of a candidate during campaigns prior to polling	20 th April, 2006
4	Residual/Uncompleted Elections	Various Electoral Areas at Sub county/Town/Municipal Division Level	Various logistical problems	29 th June, 2006

The winners from all the above elections have since been sworn in.

8.6 Preliminary Preparations for Administrative Unit Councils Elections

Administrative Units include village, parish and county councils. The Commission commenced on the electoral process for the councils of these levels with a registration exercise of village residents. The registration was necessitated by the law that defines eligible voters as all residents including non citizens of 18 years and above in a village. The registration exercise was conducted in all the villages countrywide from 16th to 20th June, 2006.

On realising the conflicts between the Political Parties and Organisations Act, 2005, and the Local Government Act, CAP 243, on participation of public servants as candidates in these elections, the Commission sought legal clarification from Government. The Commission suspended these elections pending harmonisation of the 2 conflicting laws.

Later on, there was also a court injunction arising out of a petition filed by the Forum for Democratic Change (FDC) Party, halting the same elections.

8.7 Elections for Chairpersons and District Woman Representatives in the Newly Created Districts

After the 2005/2006 General Elections, eleven new districts were created by Parliament becoming operational from 1st July, 2006. The Electoral Commission has since conducted elections for the respective interim chairpersons which were held on 25th July, 2006 except for Maracha/Terego. At the time of writing this report, the Commission was in the process of conducting elections scheduled for 28th August, 2006 for the new electoral offices (District Woman Member of Parliament and District Chairpersons) for Bududa, Bukedea, Lyantonde, Oyam, Abim, Amuru, Budaka, Buliisa, Dokolo, and Namutumba

8.8 Evaluation of the 2005/2006 Electoral Process

The Electoral Commission held an Evaluation Workshop at Speke Resort and Country Lodge, Munyonyo, from 4th to 7th July, 2006 with the aim of identifying strengths and the areas that needed improvement in the management of elections. The workshop brought together the Commission, Headquarter and Field Staff.

The recommendations of the Munyonyo workshop will be further reviewed for better performance of the Commission in future.

CHAPTER NINE

PROBLEMS AND CHALLENGES OF THE 2005/2006 GENERAL ELECTIONS

9.1 PROBLEMS AND CHALLENGES

The task of organising free and fair elections has its own challenges. During the 2005/2006 General Elections, the challenges were many and varied and included:

- Late enactment and/or amendment of enabling laws during the transition from Movement to Multi -Party Political System;

The Referendum on change of the political system was held on 28th July, 2005 in which the verdict was to change from a Movement to a Multi-Party Political System. This change necessitated enactment and/or amendment of the relevant electoral laws. The laws were enacted/amended as follows:

Law	Date of Commencement
- The Constitutional (Amendment) (No. 3) Act, 2005	- 26 th September, 2005
- Presidential Elections Act, 2005	- 21 st November, 2005
- Parliamentary Elections Act, 2005	- 21 st November, 2005
- Political Parties and Organisations Act, 2005	- 21 st November, 2005
- Local Governments Amendment Act, 2005	- 4 th December, 2005

Section 13(c) of the Constitutional (Amendment) Act [No. 3], 2005, provided for holding of Presidential, General Parliamentary and Local Government Councils elections within the first thirty days of the last ninety days of the term of the President, i.e. between 12th February and 12th March, 2006. Enactment and/or amendment of laws on the above mentioned dates left the Commission with inadequate time to organise, conduct and supervise the General

Elections including activities that have legal time requirements, such as the requirement to have Presidential candidates campaign in all the 69 districts allowing a day for each district.

- Inadequate and late release of funds;
- Planning for organising and conducting General Elections in a transition from Movement to Multiparty Political System within a short timeframe which was inadequate for the various stakeholders to internalize the unfolding changing political dispensation;
- Organizing and conducting Presidential and Parliamentary (Directly Elected and District Woman Representatives in Parliament) elections on the same day (23rd February, 2006); closely followed by District Chairpersons and Councillors (Directly Elected and Women Councillors forming a third of the councils) on the same day (2nd March, 2006); and again closely followed by elections of Municipality/City Division Chairpersons and Councillors (Directly Elected and Women Councillors forming a third of the Councils) (6th March, 2006), again closely followed by Sub County/Town/Municipal Division Chairpersons and Councillors (Directly Elected and Women Councillors forming a third of the Councils) on (10th March, 2006); all the above in a span of sixteen days in order to comply with the provisions of the Constitution as amended in 2005;
- Effectively monitoring campaigns for 23,541 candidates at various levels and categories of elections coupled with hearing and determining large volumes of Complaints/Petitions within a limited time;
- Elimination of multiple registrations. This calls for additional security features on the voters' register and cards;
- Identifying adequate and effective tools and parameters for voter education and training; and
- Management of a large number of symbols for the first time where in some cases:-
 - more than one independent candidate chose the same symbol;
 - more than one candidate was sponsored by the same Political Party/Organisation for the same constituency/electoral area;
 - where independent candidates failed/delayed to submit symbols;
 - where independent candidates attempted to change symbols earlier submitted;All the above problems relating to symbols negatively impacted on the logistical preparations for elections especially printing, production and delivery of ballot papers.
- Voter apathy during registration and update of the National Voters' Register leading to over crowding during the last days and hence pressure on the Commissions to extend the

registration period. This negatively impacted on the rest of the electoral program and increased the expenditure on the exercise;

- Budgetary constraints to adequately remunerate election officials;
- Undue pressure upon the youth during elections of their representatives;
- Meeting the legal requirements of declaring elections results with supporting field documents within 48 hours after polling in multiple elections in the face of insufficient communication facilities;
- Difficulty of displaying the National Voters' Register without display boards especially at polling stations in open ground;
- Lack of shelter in the event of inclement weather at polling stations in open grounds

CHAPTER TEN

CONCLUSIONS AND RECOMMENDATIONS

10.1 CONCLUSIONS

The Commission makes the following conclusions arising out of the 2005/2006 General Elections:-

- The Electoral Commission is satisfied that it fulfilled its mandate to organize, conduct and supervise free and fair 2005/2006 General Elections despite experiencing various constraints. The election results generally reflected the will of the Ugandan voters.
- The Commission has built capacity and gained expertise in organizing and conducting multiple elections on the same day in a Multiparty Political setting. The introduction of new initiatives such as the use of transparent ballot boxes, use of tamper-evident envelopes, and use of a photo bearing National Voters' Register, controlled candidates' entourages/convoys to nomination and between campaigns venues, polling station location, layout and facilities, tally software as well as the open access to tally centres enhanced the credibility of elections.
- The openness and regular interaction with political parties/organizations and other stakeholders helped to build a conducive atmosphere to conduct the elections at all levels.

10.2 RECOMMENDATIONS

To achieve even better results in future, the Commission recommends to Government:-

- Timely enactment and harmonization of electoral laws to enable the Commission plan for implementation;
- Timely and adequate release of funds;
- Provision of a purpose built facility for the Electoral Commission Headquarters;

- Facilitation for continuous voter education and training;
- Retention, strengthening, and facilitation of the Police Election Offences Squad;
- Prescribe a more practical and realistic law of transmitting results with the attendant documents (tally sheet, reports, etc) to the National Tally Centre to comply with the requirement of declaring results within 48 hours;
- Enactment of more prudent laws on composition of Parish Tribunals which authenticate deletions (of the dead, non residents, non citizens, left area, under-aged), settling complaints arising from register display, and cleaning of the voters registers; and
- Expeditious introduction of National Registration and issuance of an all inclusive national identity card for proper identification of Ugandans.

REFERENCES

- [1]. Constitution of the Republic of Uganda, 1995.
- [2]. Political Parties and Organisation Act, No. 18, 2005.
- [3]. New vision Vol.21 No. [030 – 036] Date: 6th – 11th February, 2006.
- [4]. Daily Monitor Vol. No. Date: 5th June, 2006.
- [5]. New vision Vol.21 No. [030 – 036] Date: 5th – 10th June, 2006.
- [6]. **UPPC (2006)**. *Extra Ordinary Gazette Vol. XCVIII No. 78 Dated 30th November, 2006.*
- [7]. Electoral **Commission (2003)**. *The Local Government Councils Elections 2001/2002-Report.*
- [8]. **UPPC (2006)**. *Extra Ordinary Gazette Vol. XCVIII No. 19 Notice 94 of 2006 Dated 27th March, 2006.*
- [9]. Daily Monitor Vol. No. Date: 5th January, 2006.
- [10]. New vision Vol. No. Date: 5th January, 2006.
- [11]. **Electoral Commission (2001)**. *Report on the Presidential Elections.*
- [12]. **UPPC (2006)**. *Uganda Gazette Vol. XCVIII No. 16 Notice 73 of 2006 Dated 17th March, 2006.*

APPENDIX A

LIST OF POLITICAL PARTIES WITH FULL REGISTRATION AT 23TH JUNE 2006

NAME OF PARTY	DATE OF FULL REGISTRATION	NATIONAL LEADERS OF THE PARTY	PHYSICAL ADDRESS, POSTAL ADDRESS, TELEPHONE AND FAX NUMBERS
1. National Resistance Movement [NRM],	30/10/2003	Musa Kigongo	Plot 10 Kyadondo Rd. P.O. Box 7778 Kla. 0772- 421119
2. National Peasants' Party [NPP],	20/04/2004	Sseguja Wamala E. Wanaba Luqman.	Plot 123, Katwe Rd. Sapoba Hse, P.O. Box 20692 Kla. 0752-980844
3. People's Progressive Party [PPP], (Formerly National Progressive Movement [NPM])	07/04/2004	Jaberi Bidandi Ssali	Plot 6, Commercial Street, Luzira, P.O. Box 9252 Kla. 0412-505178
4. People's Independent Party [PIP],	20/04/2004	Yahaya Kamulegeya	Plot 30, Luwum Street, P.O. Box 5350 Kla. 0752-665093
5. Forum for Integrity in Leadership [FIL],	13/04/2004	Emanuel Tumusime	Plot 48 B, Ntinda Rd. Naguru, P.O. Box 7606 Kla. 0772-434001
6. Republican Women and Youth Party [RWYP],	20/04/2004	Stella Nambuya	Plot 12, Johnson Street, P.O. Box 7590 Kla. 0772-480957
7. Movement for Democratic Change [MDC],	28/07/2004	Mutiibwa Johnson	Balintuma Rd Nakulabye, P.O. Box 70952 Kla. 0712-726271
8. Action Party [AP],	15/12/2004	Ocheger Nelson	P.O. Box 8401 Kla. 0772-526177
9. Uganda Economic Party [UEP],	15/12/4004	Watentena James Ogemba Shadrack	Plot 14, William Street, P.O. Box 374 Mikono. 0772-834309/0752 610044
10. Forum for Democratic Change [FDC],	16/12/2004	Alice Alaso Jason Ntaro	Plot 9, Entebbe Rd. Najjanankumbi, P.O. Box 26928 Kla. 0772-487653
11. Conservative Party [CP],	22/03/2005	John Ken Lukyamuzi Nsubuga Nsambu	P.O. Box 7590 & 1604 Kla. 0772-566583/0752-694597
12. National Unity, Reconciliation and Development Party [NURP],	28/12/2004	Sekabembe Patrick	Plot 79 Buganda Rd. P.O. Box 10107 Kla. 0772-867981
13. National People's Organisation [NAPO],	28/12/2004	Jjagwe Abdul	P.O. Box 25645 Kla. 0772-551120
14. National Convention for Democracy [NCD],	28/12/2004	Dagaulle Kawuma	Plot 86, Jinja Rd. P.O. Box 25351 Kla. 0772-867981
15. Farmers' Party of Uganda [FPU],	28/12/2004	Bombokka Nsiko	Plot 54, Naguru Drive, P.O. Box 214451 Kla. 0772-601229
16. Liberal Democratic Transparency [LDT],	15/02/2005	Ssempebwa Hood	2 nd Floor, Room 21, Sunset, Arcade, Wilson Rd, P.O. Box 33235 Kla. 0412-235414
17. Uganda People's Congress [UPC],	22/03/2005	Peter Walubiri	Uganda House, Plot 10 Kampala Rd, P.O. Box 9260 Kla. 0412-256875

LIST POLITICAL PARTIES WITH FULL REGISTRATION AT 23TH JUNE 2006 (ended)

NAME OF PARTY	DATE OF FULL REGISTRATION	TWO NATIONAL LEADERS OF THE PARTY	PHYSICAL ADDRESS, POSTAL ADDRESS, TELEPHONE AND FAX NUMBERS
18. Justice Forum [JEEMA],	23/03/2005	Hussein Kyanjo Silman	P. O. Box 3999, Kla 0772-500461
19. Uganda Mandate Party [UMP],	22/03/2005	Mulunga Wanjala W.	P. O. Box 63, Tororo. 0772-645891
20. Reform Party [RP],	22/3/2005	Ndyomugenyi Robert	Metropole House, Plot 10 Entebbe Rd. Box 78, Kla 0772-403864
21. Uganda People's Party [UPP]	22/03/2005	Sulaiman Masaba	Plot 6 Entebbe Rd. Box 11009 Kla
22. Movement Volunteer Mobilization's Organization [MVMO]	22/3/2005	Nyabwongo Apollo Oyo	P.O. Box 28640, Kla 0772-824152
23. Social Democratic Party [SDP]	01/04/2005	Naggayi Nabilah Sempala	P. O. Box 21782 Kla.
24. Progressive Alliance Party [PAP]	13/04/2005	Kibirige B.	PO BOX 33770 KAMAPALA 0772501789
25. Uganda Patriotic Movement [UPM]	18/04/2005	Lubega Byayi	Busabala Home Clinic, PO BOX 2083, Kampala 0772500333
26. Democratic Party [DP]	13/07/2005	Dr. Ebil Otto	Plot 3, William Street, PO BOX 7098 Kampala 041 232704
27. Popular People's Democracy [PPD]	19/07/2005	Lukwiya W.	PO BOX 24206, Kampala 078299794
28. People's United Movement [PUM]	07/10/2005	Ogemba S.	PO Box 72605, Kampala 0772834309
29. Bridge Party [BP]	13/10/2005	Kasule Med	Cement Corporation Building Box 31252, Kampala 0772924638.
30. New Order Democracy [NOD]	13/10/2005	Epajjar Ojulu Stephen	Kyebando Bukoto Rd, Semwogerere Zone Bukoto I Parish. Box 11652 Kla. 0772-344144
31. National Redemption Party [NRP]	14/12/2005	Bizimungu Charles	P. O. Box 27947 Kla 0782-835283
32. Society for Peace and Development [SPD]	06/02/2006	Hashim Mwenyi	P. O. Box 27947 Kla & 795, Mbale. 0772-449967

APPENDIX B

2005/2006 GENERAL ELECTIONS

CONTENTS OF A BALLOT BOX FOR EACH POLLING STATION

(A) Election Materials Packed In a Ballot Box for Each Polling Station

1. Ballot Papers for three categories of election
2. National Voters Register
3. Pens
4. Ink Pads
5. Ink for Pad
6. Indelible Ink or indelible marker pens
7. Tamper-evident envelopes for each category of elections.
8. 14 Seals for ballot boxes
9. Cotton strings for tying the pen for marking ballot paper
10. Official Report Book
11. Declaration of Results Forms
12. Report of Arrest Forms
13. Oath of Polling Assistant Forms
14. Oath of Election Constable Forms
15. Accountability of Ballot Papers Form
16. Polling Day Guidelines
17. Identification Form
18. Circulars if any
19. Polythene sheeting
20. One Tag for Presiding Officer
21. Two Tags for the Polling Assistants
22. One Tag for Election Constable
23. Statement of Ballot Papers
24. Arm bands if available
25. Caps for polling officials if available
26. Torches and batteries
27. Polling day posters
28. Notice of Withdrawal where applicable

(B) Election Materials Outside the Ballot Box

1. Basins
2. Lamps
3. Appointment Letters
4. Tally Sheets
5. Transmission of Results Forms
6. Cordoning Tapes

APPENDIX C

LIST OF CIVIL SOCIETY ORGANIZATIONS WHICH APPLIED FOR ACCREDITATION TO CARRY OUT VOTER EDUCATION AND TRAINING FOR THE 2005/2006 GENERAL ELECTIONS

NO	APPLICATION TO CONDUCT VOTER EDUCATION	ACCREDITED	ATTENDED TRAINING WORKSHOP	SIGNED MEMORANDUM OF UNDERSTANDING	FIELD DEPLOYMENT AREA
1.	Uganda Gender Resource Center	√	√	√	Mbarara, Ntungamo, Rukungiri
2.	Green Star International (U) Ltd	√	-	-	-
3.	The West Nile Publication Ltd	√	-	-	-
4.	Uganda Project Implementation & Management Centre (UPIMAC)	√	√	√	The whole country (Uganda)
5.	Foundation of the Institute of Corporate Citizenship of Uganda (FICCU)	√	√	√	-
6.	Uganda Media's Women Association (UMWA)	-	-	-	-
7.	Youth Efforts in the Fight Against HIV/AIDS and Poverty (YEFAAP)	√	√	√	Bugiri and Busia
8.	FASERT – Uganda	√	√	√	-
9.	Mubende rural Development Association	√	-	-	-
10	Uganda Resources Management Foundation (REMAFO)	√	-	-	-
11.	Abantu for Development	√	-	-	-
12	Elderly Welfare Mission	√	-	-	-
13	Vurra Patriotic entertainer's Group (VUPEG)	√	-	-	-
14	Joint Christian's Prisons Ministries	√	√	√	-
15	Rural Development Media Communication (RUDMEC)	√	-	-	-
16	Mpigi Women Development Trust	√	√	√	Mpigi District
17	Youth Revival Association Uganda	√	√	√	-
18	Fairland Foundation	√	√	√	Mukono and Jinja
19	Professional Service Delivery	√	√	√	-

**LIST OF CIVIL SOCIETY ORGANIZATIONS, WHICH APPLIED FOR ACCREDITATION TO CARRY
OUT
VOTER EDUCATION AND TRAINING FOR THE 2006 GENERAL ELECTIONS**

NO	APPLICATION TO CONDUCT VOTER EDUCATION	ACCREDITED	ATTENDED TRAINING WORKSHOP	SIGNED MEMORANDUM OF UNDERSTANDING	FIELD DEPLOYMENT AREA
20	Mityana Care Development Foundation	√	√	√	-
21	Mbale Concern Women Network	√	√	√	Mbale, Manafa, Sironko
22	Uganda Voter's Network	√	√	√	The whole country
23	Event Group	√	-	-	-
24	Integrated Family Development Initiative (IFDI)	√	-	-	-
25	Applied Health Education and Development (Ahead) Uganda	√	√	√	Kotido district
26	WOOD: wheels of Development	√	-	-	-
27	Centre for Human rights & Legal Services Uganda	√	√	√	-
28	Mbarara Development Agency Ltd	√	-	-	-
29	Bunyole Forum for Development	√	√	√	Buteleja district
30	Radio Kitara	√	-	-	-
31	Comrades Convention for Development (COCODEV)	-	-	-	-
32	Mungwe Singers & General Traders Company Ltd	√	-	-	-
33	Forum for Democratic Civic Education (FODECEDU)	-	-	-	-
34	Africa Monitoring Institute	-	-		
35	Always Be tolerant Organization (ABETO)	-	-	-	-
36	Catholic Commission for Justice and Uganda Episcopal Conference	-	-	-	-
37	Council for Economic Empowerment for Women of Africa Uganda Chapter	-	-	-	-
38	Drug Abuse Prevention Initiative (DRAPI)	-	-	-	-
39	Global Challenges Uganda	-	-	-	-
40	KKC Radio	-	-	-	-
41	Makerere Business Institute	-	-	-	-
42	National Civic Committee	-	-	-	-
43	National Voters Organization	√	√	-	-
44	National Women's Council	-	-	-	-

**LIST OF CIVIL SOCIETY ORGANIZATIONS, WHICH APPLIED FOR ACCREDITATION TO
CARRY OUT
VOTER EDUCATION AND TRAINING FOR THE 2006 GENERAL ELECTIONS (ended)**

NO	APPLICATION TO CONDUCT VOTER EDUCATION	ACCREDITED	ATTENDED TRAINING WORKSHOP	SIGNED MEMORANDUM OF UNDERSTANDING	FIELD AREA DEPLOYMENT
45	The Uganda National Destitute Support Organization	-	-	-	-
46	Northern Uganda Self Help Development Association (NUSHDA)	√	√	√	-
47	Uganda Youth Network	-	-	-	-
48	Positive Outreach Initiative (PO1)	-	-	-	-
49	Uganda for Peace and Development	√	√	-	-
50	Kawempe Division Disabled Community	√	√	√	Kawempe Division Kampala district

Note: Although a number of organizations were accredited, trained, and signed memorandum of understanding some of them did not carried out voter education and training due to many reason including failure to raised fund, as indicated in the last column.

Vantage Communications was the Communications Consultancy from which the Electoral Commission contracted to help develop media messages and to monitor their converge.

APPENDIX D

2006 GENERAL ELECTIONS POLLING STATIONS

No	District	No. Before Reorganization	No After Reorganization	Net Increment
01	Apac	407	478	71
02	Arua	485	501	102
03	Bundibugyo	117	165	48
04	Bushenyi	549	596	47
05	Gulu	351	420	69
06	Hoima	193	239	46
07	Iganga	490	572	82
08	Jinja	267	315	48
09	Kabale	363	404	41
10	Kabarole	232	275	43
11	Kalangala	49	60	11
12	Kampala	905	1083	178
13	Kamuli	492	419	47
14	Kapchorwa	137	140	3
15	Kasese	370	412	42
16	Kibaale	275	377	102
17	Kiboga	164	220	56
18	Kisoro	154	179	25
19	Kitgum	186	243	57
20	Kotido	162	111	46
21	Kumi	262	279	17
22	Lira	476	456	42
23	Luweero	348	304	115
24	Masaka	580	626	46
25	Masindi	245	326	81
26	Mbale	483	296	145
27	Mbarara	787	331	236
28	Moroto	113	148	35
29	Moyo	72	99	27
30	Mpigi	298	330	32
31	Mubende	508	381	106
32	Mukono	608	707	99
33	Nebbi	293	352	59
34	Ntungamo	288	345	57
35	Pallisa	360	440	80
36	Rakai	312	372	60
37	Rukungiri	187	209	22
38	Soroti	237	261	24
39	Tororo	425	349	63
40	Adjumani	75	85	10
41	Bugiri	284	352	68
42	Busia	186	219	33
43	Katakwi	210	102	18
44	Nakasongola	128	147	19

2006 GENERAL ELECTIONS POLLING STATIONS

No	District	No. Before Reorganization	No After Reorganization	Net Increment
45	Sembabule	152	177	25
46	Kamwenge	186	238	52
47	Kayunga	227	258	31
48	Kyenjonjo	212	260	48
49	Mayuge	210	244	34
50	Pader	191	259	68
51	Sirionko	215	274	59
52	Wakiso	559	720	161
53	Yumbe	94	144	50
54	Kaberaido	88	111	23
55	Kanungu	140	170	30
56	Nakapiripirit	90	100	10
57	Amolatar	-	72	-
58	Amulia	-	126	-
59	Bukwo	-	51	-
60	Butaleja	-	139	-
61	Ibanda	-	183	-
62	Isingiro	-	280	-
63	Kaabong	-	97	-
64	Kaliro	-	120	-
65	Kiruhura	-	229	-
66	Koboko	-	86	-
67	Manafa	-	332	-
68	Mityana	-	233	-
69	Nakaseke	-	159	-
	Total	16,477	19,788	3,311

- District not yet created at the time of the reorganization of polling stations.

APPENDIX E

2006 GENERAL ELECTIONS VOTERS' REGISTER ANALYSIS

Dist. Code	District	Voting Pop. As Projected by 2002 Census	Registered Voters by 2001	2005/2006 General Elections Update Returns	2005/2006 General Elections Display Register	2005/2006 General Elections Display Deletions	2005/2006 General Elections Polling Day Register
01	Apac	318,388	209,858	38,223	244,068	3,429	240,639
02	Arua	345,880	222,947	37,137	285,992	4,038	281,954
03	Bundibugyo	99,912	62,085	22,853	90,887	1,852	89,035
04	Bushenyi	349,239	259,170	43,804	313,051	5,038	308,013
05	Gulu	234,133	171,802	40,231	218,905	2,952	215,953
06	Hoima	167,648	90,102	32,231	135,524	2,140	133,384
07	Iganga	313,082	248,361	39,954	290,411	3,671	286,740
08	Jinja	189,883	130,266	27,176	165,591	1,910	163,681
09	Kabale	224,445	181,729	31,107	216,648	1,808	214,840
10	Kabarole	173,787	111,516	34,603	155,816	2,774	153,042
11	Kalangala	23,895	15,358	7,510	24,445	245	24,200
12	Kampala	712,222	504,203	234,329	773,574	9,291	764,283
13	Kamuli	243,874	217,387	12,387	211,094	3,852	207,242
14	Kapchorwa	66,426	72,988	12,100	62,746	855	61,891
15	Kasese	243,364	173,890	35,117	213,973	3,147	210,826
16	Kibaale	184,328	141,582	28,832	185,920	5,150	180,770
17	Kiboga	108,238	85,857	25,798	117,997	2,145	115,852
18	Kisoro	101,385	85,216	13,646	100,992	1,601	99,391
19	Kitgum	139,741	87,392	18,317	116,712	1,702	115,010
20	Kotido	78,102	77,827	26,141	57,412	853	56,559
21	Kumi	184,182	125,293	36,585	161,163	2,653	158,510
22	Lira	297,628	241,989	9,268	250,032	2,760	247,272
23	Luweero	153,749	156,976	24,718	149,613	1,571	148,042
24	Masaka	359,343	256,607	57,537	322,601	4,917	317,684
25	Masindi	222,549	141,729	53,616	199,424	4,312	195,112
26	Mbale	165,873	274,370	120,630	163,966	1,199	162,767
27	Mbarara	186,132	400,155	249,746	178,385	2,984	175,401
28	Moroto	101,180	50,315	11,154	64,704	1,609	63,095
29	Moyo	95,617	33,141	7,218	42,830	693	42,137
30	Mpigi	181,443	138,162	29,633	170,789	2,686	168,103
31	Mubende	196,287	236,401	51,993	199,833	2,236	197,597
32	Mukono	381,998	259,772	78,762	349,969	4,280	345,689
33	Nebbi	208,322	146,785	30,524	178,348	1,582	176,766
34	Ntungamo	185,220	152,968	30,353	188,765	2,638	186,127
35	Pallisa	229,290	185,454	40,341	228,499	3,258	225,241
36	Rakai	223,234	158,305	42,446	210,076	3,787	206,289
37	Rukungiri	132,088	101,569	22,361	124,046	1,335	122,711

2006 GENERAL ELECTIONS VOTERS' REGISTER ANALYSIS (Completed)

38	Soroti	178,320	92,549	49,523	151,327	2,023	149,304
Dist. Code	District	2002 Census		2005/2006 Update Returns	2005/2006 Display Register	2005/2006 General Elections Display Deletions	2005/2006 General Elections Polling Day Register
Continued							
39	Tororo	181,856	202,250	38,242	166,822	2,559	164,263
40	Adjumani	98,576	35,949	11,986	50,242	795	49,447
41	Bugiri	187,479	149,396	29,719	180,901	3,376	177,525
42	Busia	106,366	92,965	16,428	113,088	1,997	111,091
43	Katakwi	58,449	80,151	41,014	46,279	785	45,494
44	Nakasongola	58,729	39,810	12,581	57,385	883	56,502
45	Ssembabule	84,849	65,637	16,920	86,118	1,102	85,016
46	Kamwenge	125,802	103,794	23,345	131,711	3,912	127,799
47	Kayunga	131,303	105,907	21,697	128,948	2,943	126,005
48	Kyenjojo	174,015	116,657	25,452	153,583	3,229	150,354
49	Mayuge	142,182	109,390	20,333	130,060	1,249	128,811
50	Pader	159,017	91,763	22,548	123,889	1,087	122,802
51	Sironko	131,849	115,889	20,328	139,906	1,893	138,013
52	Wakiso	475,659	303,015	140,316	463,367	5,405	457,962
53	Yumbe	116,616	54,453	18,139	77,053	902	76,151
54	Kaberamaido	60,717	40,918	15,007	61,031	594	60,437
55	Kanungu	98,664	78,109	13,648	97,204	1,113	96,091
56	Nakapiripirit	75,277	37,537	4,622	46,796	726	46,070
57	Amolatar	39,723	*	33,397	33,397	377	33,020
58	Amuria	83,704	*	66,588	66,588	897	65,691
59	Bukwo	22,788	*	24,254	24,254	329	23,925
60	Butaleja	68,048	*	70,704	70,704	882	69,822
61	Ibanda	96,733	*	89,825	89,825	1,874	87,951
62	Isingiro	152,747	*	145,278	145,278	2,771	142,507
63	Kaabong	86,861	*	42,416	42,416	555	41,861
64	Kaliro	65,275	*	60,220	60,220	932	59,288
65	Kiruhura	107,072	*	106,090	106,090	1,098	104,992
66	Koboko	48,847	*	49,644	49,644	671	48,973
67	Manafa	183,254	*	164,703	164,703	896	163,807
68	Mityana	125,955	*	116,811	116,811	2,386	114,425
69	Nakaseke	62,852	*	63,961	63,961	420	63,541
	Total	11,608,899	8,125,666	2,080,178	10,604,402	153,614	10,450,788

**Districts not yet created at the time of Registration and therefore their figures are represented in their mother districts*

APPENDIX F

2005/2006 LOCAL GOVERNMENT COUNCIL ELECTIONS

AT DISTRICT/CITY LEVEL

NUMBER OF NOMINATED CANDIDATES FOR EACH POLITICAL PARTY BY REGION

POLITICAL PARTY	CATEGORY	CENTRAL NORTH	CENTRAL SOUTH	FAR EAST	MID WEST	NEAR EAST	NORTH	SOUTH WEST	TOTAL
CP	Chairperson	-	-	-	-	-	-	-	-
	Directly Elected Councillors	-	1	-	-	-	-	-	1
	Women Councillors						-		-
DP	Chairperson	1	4	-	-	2	1	-	8
	Directly Elected Councillors	38	50	-	3	13	10	2	116
	Women Councillors	19	26	-	-	4	2	1	52
FDC	Chairperson	1	1	5	2	6	3	4	22
	Directly Elected Councillors	15	9	49	39	91	91	56	350
	Women Councillors	2	-	30	19	28	42	31	152
	Directly Elected Councillors	-	-	-	-	-	-	-	-

NUMBER OF NOMINATED CANDIDATES FOR EACH POLITICAL PARTY BY REGION

POLITICAL PARTY	CATEGORY	CENTRAL NORTH	CENTRAL SOUTH	FAR EAST	MID WEST	NEAR EAST	NORTH	SOUTH WEST	TOTAL
JEEMA	Chairperson	-	-	-	-	-	-	-	-
	Directly Elected Councillors	1	-	-	-	-	-	-	1
	Women Councillors forming 1/3 of councils	-	-	-	-	-	-	-	-
INDEPENDENT	Chairperson	11	5	8	8	20	11	1	64
	Directly Elected Councillors	68	62	60	43	197	119	52	601
	Women Councillors	21	28	38	22	79	61	15	264
NRM	Chairperson	5	8	11	8	13	11	10	66
	Directly Elected Councillors	94	120	113	119	211	178	148	983
	Women Councillors forming 1/3 of councils	66	79	77	77	136	116	98	649
PAP	Chairperson	-	-	-	-	-	-	-	-
	Directly Elected Councillors								-
	Women Councillors forming 1/3 of councils	1							1
UPC	Chairperson	-	-	2	-	4	5	-	11
	Directly Elected Councillors	2	-	15	-	29	54	-	100
	Women Councillors forming 1/3 of councils	-	1	5	-	10	19	-	35
MVMO	Chairperson	-	-	-	-	-	-	-	-
	Directly Elected Councillors	-	-	-	1	-	-	-	1
	Women Councillors forming 1/3 of councils	-	-	-	-	-	-	-	-

APPENDIX G

NUMBER OF ELECTORAL AREAS FOR SUB COUNTY/TOWN/MUNICIPAL DIVISION LEVELS FOR DISTRICTS OTHER THAN KAMPALA 2005/2006 GENERAL ELECTIONS

DISTRICT	DIRECTLY ELECTED COUNCILLORS	WOMEN COUNCILLORS	COUNCILLORS REPRESENTING YOUTH	COUNCILLORS REPRESENTING PERSONS WITH DISABILITIES	TOTAL
APAC	126	112	44	44	326
ARUA	202	169	62	62	495
BUNDIBUGYO	64	53	20	20	157
BUSHENYI	172	151	58	58	439
GULU	132	120	46	46	344
HOIMA	62	59	26	26	173
IGANGA	153	135	52	52	392
JINJA	60	56	22	22	160
KABALE	118	103	40	40	301
KABAROLE	59	60	28	28	175
KALANGALA	22	28	14	14	78
KAMULI	110	95	36	36	277
KAPCHORWA	67	61	24	24	176
KASESE	137	118	44	44	343
KIBAALE	88	89	40	40	257
KIBOGA	83	71	28	28	210
KISORO	44	56	28	28	156
KITGUM	98	90	38	38	264
KOTIDO	52	50	22	22	146
KUMI	217	143	32	32	424
LIRA	153	129	48	48	378
LUWEERO	90	74	26	26	216
MASAKA	140	120	46	46	352
MASINDI	59	63	28	28	178
MBALE	61	61	28	28	178
MBARARA	98	88	34	34	254
MOROTO	52	52	22	22	148
MOYO	38	36	16	16	106
MPIGI	118	95	32	32	277
MUBENDE	96	72	22	22	212
MUKONO	174	148	56	56	434
NEBBI	92	88	38	38	256
NTUNGAMO	93	80	30	30	233
PALLISA	139	135	58	58	390
RAKAI	127	129	54	54	364
RUKUNGIRI	77	63	22	22	184
SOROTI	93	83	34	34	244
TORORO	86	82	36	36	240

DISTRICT	DIRECTLY ELECTED COUNCILLORS	WOMEN COUNCILLORS	COUNCILLORS REPRESENTING YOUTH	COUNCILLORS REPRESENTING PERSONS WITH DISABILITIES	TOTAL
ADJUMANI	45	35	12	12	104
BUGIRI	101	86	32	32	251
BUSIA	62	54	20	20	156
KATAKWI	47	45	18	18	128
NAKASONGOLA	45	43	18	18	124
SSEMBABULE	35	33	14	14	96
KAMWENGE	51	46	18	18	133
KAYUNGA	62	51	18	18	149
KYENJOJO	71	67	28	28	194
MAYUGE	68	49	14	14	145
PADER	84	83	36	36	239
SIRONKO	104	97	38	38	277
WAKISO	160	123	36	36	355
YUMBE	42	39	16	16	113
KABERAMAIDO	32	38	18	18	106
KANUNGU	54	50	22	22	148
NAKAPIRIPIT	43	49	20	20	132
AMOLATAR	33	28	10	10	81
AMURIA	51	47	20	20	138
BUKWO	14	16	8	8	46
BUTALEJA	45	40	16	16	117
IBANDA	40	37	16	16	109
ISINGIRO	66	59	24	24	173
KAABONG	54	48	18	18	138
KALIRO	34	30	12	12	88
KIRUHURA	62	60	26	26	174
KOBOKO	34	29	10	10	83
MANAFA	83	79	34	34	230
MITYANA	67	54	18	18	157
NAKASEKE	49	44	16	16	125
TOTAL	5,590	4,976	1,940	1,940	14,446

Each sub county elect two youth and two PWDs.

APPENDIX H1

2005/2006 LOCAL GOVERNMENT COUNCIL ELECTIONS

AT SUBCOUNTY/TOWN/MUNICIPAL DIVISION LEVEL

NUMBER OF NOMINATED CANDIDATES FOR EACH POLITICAL PARTY BY REGION

POLITICAL PARTY	CATEGORY	CENTRAL NORTH	CENTRAL SOUTH	FAR EAST	MID WEST	NEAR EAST	NORTH	SOUTH WEST	TOTAL
CP	Chairperson	-	1	-	-	0	1	-	2
	Directly Elected Councillors	-	-	-	-	1	4	-	5
	Women Councillors forming 1/3 of councils	-	-	-	-	2	3	-	5
DP	Chairperson	28	58	2	1	119	9	2	119
	Directly Elected Councillors	77	279	-	1	27	10	1	395
	Women Councillors	36	165	-	-	16	4	-	221
FDC	Chairperson	9	12	69	51	114	107	64	426
	Directly Elected Councillors	15	26	239	134	301	276	270	1,261
	Women Councillors forming 1/3 of councils	7	4	149	94	118	156	157	685

NUMBER OF NOMINATED CANDIDATES FOR EACH POLITICAL PARTY BY REGION

POLITICAL PARTY	CATEGORY	CENTRAL NORTH	CENTRAL SOUTH	FAR EAST	MID WEST	NEAR EAST	NORTH	SOUTH WEST	TOTAL
FIL	Chairperson	-	-	-	-	1	-	-	1
	Directly Elected Councillors	-	-	-	-	-	-	-	-
	Women Councillors forming 1/3 of councils	-	-	-	-	-	-	-	-
JEEMA	Chairperson	-	2	-	-	1	-	-	3
	Directly Elected Councillors	-	1						1
	Women Councillors	-	-	-	-	-	-	-	-
INDEPENDENT	Chairperson	58	83	105	74	260	193	68	841
	Directly Elected Councillors	200	259	122	140	585	515	143	1,964
	Women Councillors forming 1/3 of councils	77	127	103	97	326	451	98	1,279
NRM	Chairperson	81	120	116	118	199	185	153	972
	Directly Elected Councillors	448	720	548	570	1,012	771	804	4,873
	Women Councillors	412	602	481	528	964	636	727	4,350
PAP	Chairperson	-	-	-	-	1	-	-	1
	Directly Elected Councillors	-	-	-	-	-	-	-	-
	Women Councillors forming 1/3 of councils	-	-	-	-	-	-	-	-
UPC	Chairperson	2	-	13	1	38	53	1	108
	Directly Elected Councillors	2	-	34	-	61	159	1	257
	Women Councillors forming 1/3 of councils	3	-	12	-	29	122	-	166

APPENDIX H2

LOCAL GOVERNMENT COUNCIL ELECTION, 2006 SUB COUNTY/TOWN/MUNICIPAL DIVISION LEVEL NOMINATION OF CANDIDATES

DISTRICT	ELECTORAL AREAS FOR CHAIRPERSONS				ELECTORAL AREAS FOR DIRECTLY ELECTED COUNCILLORS				ELECTORAL AREAS FOR WOMEN COUNCILLORS			
	TOTAL IN DISTRICT	NO PERSON NOMINATED	NOMINATED UNOPPOSED	NOMINATED CONTESTED	TOTAL IN DISTRICT	NO PERSON NOMINATED	NOMINATED UNOPPOSED	NOMINATED CONTESTED	TOTAL IN DISTRICT	NO PERSON NOMINATED	NOMINATED UNOPPOSED	NOMINATED CONTESTED
APAC	22	-	1	21	126	-	22	104	112	3	28	81
ARUA	31	-	1	30	202	15	94	93	169	39	90	40
BUNDIBUGYO	10	-	3	7	64	-	48	16	53	1	40	12
BUSHENYI	29	-	12	17	172	2	112	58	151	5	108	38
GULU	23	-	-	23	132	6	48	78	120	12	54	54
HOIMA	13	-	1	12	62	3	38	21	59	3	34	22
IGANGA	26	-	-	26	153	-	44	109	135	2	72	61
JINJA	11	-	1	10	60	-	8	52	56	-	26	30
KABALE	20	-	4	16	118	-	60	58	103	1	72	30
KABAROLE	14	-	7	7	59	2	41	16	60	-	43	17
KALANGALA	7	-	1	6	22	5	11	6	28	6	18	4
KAMULI	18	-	-	18	110	-	59	51	95	5	76	14
KAPCHORWA	12	-	2	10	67	1	34	32	61	-	32	29
KASESE	22	-	1	21	137	-	30	107	118	-	38	80
KIBAALE	20	-	6	14	88	2	66	20	89	1	78	10
KIBOGA	14	-	7	7	83	3	67	13	71	6	57	8
KISORO	14	-	7	7	44	-	35	9	56	3	48	5
KITGUM	19	-	1	18	98	1	29	68	90	4	45	41
KOTIDO	11	-	1	10	52	4	37	11	50	9	30	11
KUMI	16	-	-	16	217	21	105	91	143	15	96	32
LIRA	24	-	2	22	153	9	58	86	129	11	58	60

**SUB COUNTY/TOWN/MUNICIPAL DIVISION LEVEL
NOMINATION OF CANDIDATES**

DISTRICT	ELECTORAL AREAS FOR CHAIRPERSONS				ELECTORAL AREAS FOR DIRECTLY ELECTED COUNCILLORS				ELECTORAL AREAS FOR WOMEN COUNCILLORS			
	TOTAL IN DISTRICT	NO PERSON NOMINATED	NOMINATED UNOPPOSED	NOMINATED CONTESTED	TOTAL IN DISTRICT	NO PERSON NOMINATED	NOMINATED UNOPPOSED	NOMINATED CONTESTED	TOTAL IN DISTRICT	NO PERSON NOMINATED	NOMINATED UNOPPOSED	NOMINATED CONTESTED
LUWEERO	13	-	4	9	90	1	48	41	74	6	55	13
MASAKA	23	-	-	23	140	-	35	105	120	4	41	75
MASINDI	14	-	4	10	59	3	29	27	63	1	40	22
MBALE	14	-	-	14	61	6	13	42	61	9	22	30
MBARARA	17	-	5	12	98	-	63	35	88	-	70	18
MOROTO	11	-	1	10	52	9	42	1	52	5	51	(4)
MOYO	8	-	1	7	38	4	24	10	36	3	22	11
MPIGI	16	-	-	16	118	-	40	78	95	2	63	30
MUBENDE	11	-	6	5	96	3	77	16	72	4	60	8
MUKONO	28	-	4	24	174	2	36	136	148	8	72	68
NEBBI	19	-	-	19	92	7	46	39	88	11		77
NTUNGAMO	15	-	3	12	93	-	30	63	80	-	37	43
PALLISA	29	-	1	28	139	9	61	69	135	7	69	59
RAKAI	27	-	9	18	127	1	71	55	129	1	89	39
RUKUNGIRI	11	-	-	11	77	-	6	71	63	-	7	56
SOROTI	17	-	2	15	93	2	22	69	83	7	25	51
TORORO	18	-	-	18	86	1	30	55	82	10	31	41
ADJUMANI	6	-	-	6	45	2	18	25	35		18	17
BUGIRI	16	-	-	16	101	2	20	79	86	5	44	37
BUSIA	10	-	2	8	62	-	20	42	54	2	31	21
KATAKWI	9	-	-	9	47	9	24	14	45	14	24	7
NAKASONGOLA	9	-	2	7	45	1	26	18	43	1	29	13
SSEMBABULE	7	-	1	6	35	-	20	15	33	1	27	5
KAMWENGE	9	-	4	5	51	-	36	15	46	1	39	6
KAYUNGA	9	-	1	8	62	-	34	28	51	2	41	8
KYENJOJO	14	-	7	7	71	-	55	16	67	2	59	6
MAYUGE	7	-	-	7	68	3	23	42	49	2	27	20

.....
**REPORT ON THE 2005/2006
GENERAL ELECTIONS**

**SUB COUNTY/TOWN/MUNICIPAL DIVISION LEVEL
NOMINATION OF CANDIDATES**

DISTRICT	ELECTORAL AREAS FOR CHAIRPERSONS				ELECTORAL AREAS FOR DIRECTLY ELECTED COUNCILLORS				ELECTORAL AREAS FOR WOMEN COUNCILLORS			
	TOTAL IN DISTRICT	NO PERSON NOMINATED	NOMINATED UNOPPOSED	NOMINATED CONTESTED	TOTAL IN DISTRICT	NO PERSON NOMINATED	NOMINATED UNOPPOSED	NOMINATED CONTESTED	TOTAL IN DISTRICT	NO PERSON NOMINATED	NOMINATED UNOPPOSED	NOMINATED CONTESTED
PADER	18	-	-	18	84	3	30	51	83	2	31	50
SIRONKO	19	-	-	19	104	2	34	68	97	10	29	58
WAKISO	18	-	-	18	160	3	34	123	123	8	40	75
YUMBE	8	-	2	6	42	-	1	41	39	3	16	20
KABERAMAIDO	9	-	-	9	32	2	13	17	38	4	25	9
KANUNGU	11	-	1	10	54	1	11	42	50	1	23	26
NAKAPIRIPIT	10	-	-	10	43	33	9	1	49	34	16	(1)
AMOLATAR	5	-	-	5	33	-	19	14	28	2	6	20
AMURIA	10	-	-	10	51	8	-	43	47	8	29	10
BUKWO	4	-	1	3	14	1	10	3	16	2	12	2
BUTALEJA	8	-	1	7	45	3	-	42	40	1	22	17
IBANDA	8	-	5	3	40	-	36	4	37	-	35	2
ISINGIRO	12	-	3	9	66	-	49	17	59	1	47	11
KAABONG	9	-	2	7	54	12	35	7	48	13	34	1
KALIRO	6	-	-	6	34	-	12	22	30	-	18	12
KIRUHURA	13	-	5	8	62	6	51	5	60	1	49	10
KOBOKO	5	-	-	5	34	1	-	33	29	4	18	7
MANAFA	17	-	1	16	83	-	36	47	79	-	48	31
MITYANA	9	-	2	7	67	3	39	25	54	10	36	8
NAKASEKE	8	-	3	5	49	-	39	10	44	1	39	4
TOTAL	970	-	141	829	5,590	217	2,453	2,920	4,976	339	2,809	1,828

APPENDIX I

NATIONAL PRESIDENTIAL CAMPAIGN PROGRAMME, 2005/2006 GENERAL ELECTIONS

	UGANDA PEOPLES CONGRESS		INDEPEDENT		NATIONAL RESISTANCE MOVEMENT		FORUM FOR DEMOCRATIC CHANGE (FDC)		DEMOCRATIC PARTY		
	MIRIA OBOTE		ABED BWANIKA		YOWERI MUSEVENI		KIZZA BESIGYE		SSEBAANA KIZITO		
20/12/05										WOBULEN ZI	
										MANIFES TO LAUCH	
21/12/05										MUKONO	
22/12/05	BUGIRI	BUSIA	RAKAI	MASAKA		LUWERO			KATAKWI	TORORO	
	MORNIN G	AFTERNOON	10:00 AM	3:00 PM		Meet leaders of LUWERO, NAKASEKE & NAKASONGOLA					
						3:00 PM - 6:00 PM					
23/12/05	TORORO	BUSOLWE	MUKONO			NAKASEKE	NAKASONGOLA		AMURIA	BUSIA	
	MORNIN G	AFTERNOON				10:00 AM - 2:00 PM	3:00 PM - 6:00 PM				
24/12/05			IGANGA	BUGIRI		PRIVATE			KABERAMAI DO		
25/12/05			BUSOLWE			PRIVATE					
26/12/05			BUSIA			PRIVATE				BUWAMA	MASAKA
27/12/05	MANAF A	MBALE	PALISA	KUMI		KAMPALA				GULU	
	MORNIN G	AFTERNOON				10:00 AM - 5:00 PM					
						NAKAWA DIVISION					
28/12/05	KAPCHO RWA	SIRONKO	MBALE	MANAFW A		KAMPALA			KUMI	APAC	LIRA
	MORNIN G	AFTERNOON				10:00 AM - 5:00 PM					
						KAWEMPE DIVISION					
29/12/05	PALLISA		SIRONKO	KAPCHOR WA		KAMPALA					SOROTI
						10:00 AM - 5:00 PM					
						CENTRAL DIVISION					
						Launch NRM Manifesto					
30/12/05	BUKEDI A	KUMI	NAKAPIRIP ITI			KAMPALA			PALLISA/BU DAKA	KABERA MAIDO	

						10:00 AM - 5:00 PM						
						RUBAGA DIVISION						
31/12/05	SERERE	SOROTI	PRIVATE			KAMPALA			NAMUTUMBA/IGANGA		PALLISA	KUMI
						10:00 AM - 5:00 PM						
						MAKINDYE DIVISION						
						Radio Programme						
01-01-06	KALAKI	KABERAMAI DO	WAKISO	LUWERO		PRIVATE					MBALE	
	MORNIN G	AFTERNOON										
02-01-06	AMURIA	KATAKWI	JINJA	KAYUNG A		KABALE	KABALE		WAKISO		IGANGA	MAYUGE
	MORNIN G	AFTERNOON				10:00 AM - 2:00 PM	3:00 PM - 6:00 PM					
						Meet leaders of Kigezi Region (Kabale, Kisoro, Rukungiri, Kanungu)	Public Rally					
03-01-06	MOROTO		KAMULI	KALIRO		KISORO	RADIO PRAGRAMME		KAYUNGA		BUGIRI	
						10:00 AM - 3:00 PM	6:00 PM		MUKONO			
							Voice of Kigezi					
04-01-06	NAKAPI RIPIRIT		SOROTI	KATAKWI		RUKUNGIRI	RADIO PROGRAMME		MPIGI		KIBOGA	MUBENDE
						10:00 AM - 2:00 PM	6:00 PM					
							Radio Rukungiri					
05-01-06	KAABONG	KOTIDO	MOROTO	KOTIDO		KANUNGU	RADIO PROGRAMME		KAMULI		HOIMA	
						10:00 AM - 2:00 PM	3:00 PM - 5:00 PM		KALIRO			
							Radio Kinkizi					
06-01-06	OTUKE	LIRA	KITGUM			KABAROLE			BUGIRI		KIBAALE	
						10:00 AM - 5:00 PM			BUSIA			
						Meet leaders of Rwenzori region (Kamwenge, Kabarole, Kyenjojo, Bundibugyo)						
07-01-06	AMOLATAR	DOKOLO	PADER	LIRA		BUNDIBUGYO	RADIO PROGRAMME		JINJA		KYENJOJO	
						10:00 AM - 2:00 PM	7:00 PM		MUKONO			
							Voice of Toro					
08-01-06	APAC	ABER (APAC)	AMOLATAR	APACH		KASESE	KASESE		SEMBABULE		KYENJOJO	
						12:00 PM - 2:00 PM	3:00 PM - 6:00 PM		WAKISO			
						Meet leaders of Kasese	RALLY		KALANGALA			
09-01-06	PADER	KITGUM	GULU			KYENJOJO	KABAROLE		RAKAI		KAMWENGE	
						10:00 AM - 2:00 PM	3:00 PM - 6:00 PM		ISINGIRO			
10-01-06	GULU		PAKWACH	NEBBI	PAIDHA	KAMWENGE			ISINGIRO		KABAROLE	
						10:00 AM - 3:00 PM			MBARARA			
11-01-06	PAKWACH	NEBBI	ARUA			WAKISO			IBANDA		BUNDIBUGYO	
						10:00 AM - 5:00 PM			KIRUHURA			

						Meet leaders of Buganda region (Mudende, Mityana, Kiboga, Wakiso, Mpigi, Mukono, Kayunga)						
12-01-06	PRIVATE		YUMBE	MOYO		KIBOGA	WAKISO NORTH		KAMPALA		KASESE	
						10:00 AM - 2:00 PM	3:00 PM - 6:00 PM		(RUBAGA)			
13/01/06	ARUA	TEREGO	ADJUMANI	ARUA		MUDENDE	MITYANA		KAMPALA		RUKUNGI RI	
						10:00 AM - 2:00 PM	3:00 PM - 6:00 PM		(KAWEMPE)			
14/01/06	KOBOKO	YUMBE	MASINDI			MPIGI	WAKISO SOUTH		TORORO		BUSHENYI	
						10:00 AM - 2:00 PM	3:00 PM - 6:00 PM		BUTALEJA			
15/1/2006	MOYO	ADJUMANI	MITYANA	MUBENDE		KAYUNGA	RADIO PROGRAMME		MBALE		KANUNGU	
						3:00 PM - :00 PM	7:00 PM		MANAFWA			
							Radio Star/CBS					
16/1/2006	ATIAK/PABBO (GULU)	KIBANDA (MASINDI)	KIBOGA	HOIMA		MUKONO EAST	MUKONO WEST		KAPCHORWA		KABALE	
						10:00 AM - 2:00 PM	3:00 PM - 6:00 PM		SIRONKO			
17/1/2006	MASINDI	HOIMA	KIBAALE			JINJA	JINJA MUNICIPALITY	RADIO PROGRAMMES	KARAMOJA		KISORO	
						10:00 AM - 2:00 PM	3:00 PM - 5:00 PM					
						Meet Busoga region leaders (Jinja, Kamuli Kaliro, Iganga, Bugiri, Mayuge)	RALLY	NBS FM				
18/1/2006	KAGADI	KIBAALE	KYENJOJO	KAMWENGE		MAYUGE	JINJA RURAL (KAGOMA)		SOROTI		NTUNGAMO	
						10:00 AM - 2:00 PM	3:00 PM - 6:00 PM					
19/1/2006	MUBENDE		KABARORE			KAMULI	KALIRO		LIRA		MBARARA	
						10:00 AM - 2:00 PM	3:00 PM - 6:00 PM		AMOLATAR			
20/1/2006	KYAKA	KYENJOJO	BUNDIBUGYO			IGANGA	BUGIRI	BUSIKI	APAC		ISINGIRO	
						10:00 AM - 1:00 PM	2:00 PM - 4:00 PM	5:00 PM - 6:30 PM	OYAM			
21/1/2006	BUNDIBUGYO		KASESE			MBALE	RADIO PROGRAMME		PADER		IBANDA &	
						10:00 AM - 3:00 PM	7:00 PM		KITGUM		KIRUHURA	
						Meet leaders of Bukedi region (Pallisa, Budaka, Butaleja, Tororo, Busia)	Open Gate					
22/1/2006	KABAROLE	KASESE	MBARARA			TORORO	BUSIA		GULU		KIRUHURA & RAKAI	
						10:00 AM - 2:00 PM	3:00 PM - 6:00 PM		AMURU			
						Mukujju						
23/1/2006	BWERA	ISHAKA	BUSHENYI			TORORO	BUTALEJA		ADJUMANI		MASAKA	
						10:00 AM - 2:00 PM	3:00 PM - 6:00 PM		MOYO			

						West Budama						
24/1/2006	KISORO	KANUNGU	RUKUNGIRI	KANUNGU		BUDAKA	PALLISA		YUMBE	SEMBABULE		
						10:00 PM - 2:00 PM	3:00 PM - 6:00 PM		KOBOKO			
25/1/2006	RUKUNGIRI		KISORO	KABALE		MBALE			MARACHA	MPIGI		
						10:00 AM - 5:00 PM			TEREGO			
						Meet Elgon region leaders (Mbale, Siroko, Manafwa, Bukwo, Kapchorwa)			ARUA			
26/1/2006	KABALE		NTUNGAMO	MBARARA		PRIVATE			NEBBI	KIBOGA		
27/1/2006	NTUNGAMO	KABWOHE	PRIVATE			SIRONKO	MANAFWA		MASINDI	HOIMA		
		(BUSHENYI)				10:00 AM - 2:00 PM	3:00 PM - :00 PM		BULIISA			
28/1/2006	KAMWENGE	IBANDA	SEMBABULE	MPIGI		KAPCHORWA/BUKWO			HOIMA	MASINDI		
						10:00 AM - 3:00 PM			KIBOGA			
29/1/2006	KAZO	KASHONGI	NAKASONGOLA	NAKASEKE		MBALE			KIBAALE	NEBBI		
	(KIRUHURA)	(KIRUHURA)				3:00 PM - 6:00 PM						
30/1/2006	MBARARA		MAYUGE	BUSIKI		SOROTI	SOROTI	RADIO PROGRAMME	MUBENDE	PADER		
						10:00 AM - 2:00 PM	3:00 pm - 6:00 pm		MITYANA			
						Meet Teso Region leaders (Soroti, Amuria, Katakwi, Kaberamaido, Kumi)	RALLY	Vioce of Teso				
31/1/2006	ISINGIRO		TORORO			AMURIA	KATAKWI		REST	KOTIDO		
						10:00 AM - 2:00 PM	3:00 PM - 6:00 PM					
01-02-06	RAKAI	MASAKA	BUTALEJA	PALLISA		KABERAMAIDO	KUMI		KAMPALA	MOROTO		
						10:00 AM - 2:00 PM	3:00 PM - 6:00 PM					
02-02-06	LYANTONDE	SEMBABULE	MBALE	MANAFWA		MOROTO	MOROTO		KABALE	NAKAPIRIPIT		
	(RAKAI)	AFTERNOON				10:00 AM - 1:00 PM	3:00 PM - 6:00 PM		KISORO			
03-02-06	MPIGI		KAPCHORWA	SIRONKO		NAKAPIRIPIT			KABALE	KAPCHORWA		
04-02-06	WAKISO		KATAKWI	AMURIA		KAABONG	KOTIDO	ABIM	NTUNGAMO	MANAFWA	SIRONKO	
						10:00 AM - 12:00 PM	1:00 PM - 3:00 PM	4:00 PM - 5:00 PM				
05-02-06	MITYANA		SOROTI	KABERMAIDO		PADER	KITGUM		KANUNGU	JINJA		
						12:00 PM - 2:00 PM	3:00 PM - 4:30 PM					
06-02-06	KAYUNGA	MUKONO	LIRA	AMOLATAR		GULU	GULU	RADIO PROGRAMME	RUKUNGIRI	KAMULI		
	MORNING	AFTERNOON				10:00 AM - 2:00 PM	3:00 PM - 5:00 PM					
						TAREHE SITA celebrations	RALLY					
07-02-06	KAMULI	KALIRO	APAC	GULU		NEBBI	ARUA MUNICIPALITY	RADIO PROGRAMME	BUSHENYI	KALIRO		

	MORNIN G	AFTERNOON				10:00 AM - 1:00 PM	3:00 PM - 5:00 PM					
08-02-06	IGANGA	MAYUGE	PAKWACH	PAIDA	NEBBI	KOBOKO	YUMBE		KASESE		BUIKWE STRETCH	
	MORNIN G	AFTERNOON				10:00 AM - 2:00 PM	3:00 PM - 5:00 PM					
09-02-06	JINJA		ARUA			MOYO	ADJUMANI		BUNDIBUGY O		WAKISO	
						10:00 AM - 1:00 PM	2:00 PM - 4:00 PM		KABAROLE		ENTEBBE	
10-02-06	KIBOGA		YUMBE			APAC	AMOLATOR	LIRA	KAMWENGE		KALANGA LA	
						10:00 AM - 12:00 NOON	1:00 PM - 3:00 PM	4:00 PM - :00 PM	KABAROLE		SSESSE	
11-02-06	NAKASO NGOLA	BAMUNANI KA	MOYO	KOBOKO					KYENJOJO		SEMBABU LE	
	MORNIN G	AFTERNOON				10:00 AM - 5:00 PM	RADIO PROGRAMME					
						Meet Bunyoro region leaders (Hoima, Kibaale, Masindi)						
12-02-06	KALAN GALA		PRIVATE			KIBAALE	HOIMA		KAMPALA		MASAKA	
						12:00 PM - 2:00 PM	3:00 PM - 6:00 PM					
13/2/2006	NAKASE KE		KIRUHURA	IBANDA		MASINDI			TORORO/BU TALEJA		EVALUAT ION	
						10:00 AM - 2:00 PM			NAKASONG OLA			
14/2/2006			ISINGIRO	MBARAR A		MASAKA	RADIO PROGRAMME		WAKISO		GULU 3 CAMPUS	
	MORNIN G	AFTERNOON				10:00 AM - 5:00 PM	7:00 PM					
	KAWEM PE	RUBAGA				Meet Southern Buganda region leaders (Masaka, Kalangala, Sembabule, Rakai)						
15/2/2006	MAKIND YE	NAKAWA		SEMBABU LE		KALANGALA	MASAKA		SIRONKO			
						10:00 AM - 1:00 PM	2:00 PM - 6:00 PM		MBALE			
16/2/2006	BOMBO	LUWERO TOWN		KALANGA LA		SEMBABULE	RAKAI		IGANGA		MBALE	
	MORNIN G	AFTERNOON				10:00 AM - 2:00 PM	3:00 PM - 6:00 PM		JINJA			
17/2/2006			PRIVATE				RADIO PROGRAMME		LUGAZI TOWN			
						10:00 AM - 5:00 PM	7:00 PM		KAYUNGA TOWN			
						Meet Ankole region leaders (Mbarara, Kiruhura, Ibanda, Isingiro, Bushenyi, Ntungamo)			MUKONO TOWN			
18/2/2006			IGANGA	MAYUGE		KIRUHURA	IBANDA		KAMPALA		MBARAR A	
						10:00 AM - 2:00 PM	3:00 PM - 6:00 PM		(KOLOLO AIRSTrip)			
19/2/2006			BUGIRI	BUSIA		BUSHENYI	NTUNGAMO		MASAKA			
						12:00 PM - 3:00 PM	4:00 PM - 6:30 PM		MBARARA			
20/2/2006	KAMPA LA		KAMPALA			ISINGIRO	MBARARA		NTUNGAMO		KAMPALA	
						10:00 AM - 2:00 PM	3:00 PM - 6:00 PM					
			CITY SQUARE								KOLOLO AIRSTrip	

21/2/2006						KAMPALA			RUKUNGIRI		LUWERO	
						3:00 PM						
						FINAL RALLY						
22/2/2006											GOTV/ME ET POLL WATCHER S	

APPENDIX J

RESULTS FOR THE 2006 DIRECTLY ELECTED MEMBERS OF PARLIAMENT

Code	District Name	Constituency Name	Candidate's Name	Votes Cast for Candidates	Winner
01	APAC	KOLE COUNTY	OGWANG JOHN	26,048	WINNER
			ALELE PEDRO ECHEL	1,348	
			EBIL FRED	1,643	
			OCEN PETER	4,292	
			OGWANG DICKSON	4,115	
			OMODI-OKOT BERNARDS STANLEY	3,089	
		KWANIA COUNTY	ANOKBONGGO WILLY WASHINGTON	12,432	WINNER
			ANANG TOM ODUR LAKANA	8,396	
			ODONGO PAUL	7,624	
			OKAO JIMMY	1,064	
		MARUZI COUNTY	EBONG DAVID	19,878	WINNER
			AKAKI JOVINO AYUMU	5,228	
			OBURA GEOFFREY	1,878	
		OYAM COUNTY NORTH	WACHA BEN	17,246	WINNER
			AYENA CHRISPUS	11,563	
			MOTO JULIUS PETER	1,595	
			OBOKE HENRY EDONGA	3,384	
		OYAM COUNTY SOUTH	OKULO EPAK YEFUSA	11,546	WINNER
			ALELE GLADYS OPITO	675	
			OGWANG PATRICK ADAA	7,266	
02	ARUA	ARUA MUNICIPALITY	AHBAR HUSSEIN GODI	10,932	WINNER
			ALEKUA JAAFAR	123	
			ASEDRI OYEMY ANTES	773	
			BUGA YASIN MATATA	1,906	
			KAMURE CALEB TITIA	448	
			OKUTI SAIDI NASUR	2,654	
		AYIVU COUNTY	ANGUFIRU MARGARET	16,928	WINNER
			BAKOKO BAKORU ZOE	16,384	
			NYAKUTA INNOCENT F.	6,392	

RESULTS FOR THE 2006 DIRECTLY ELECTED MEMBERS OF PARLIAMENT

Code	District Name	Constituency Name	Candidate's Name	Votes Cast for Candidates	Winner
		MADI-OKOLLO COUNTY	ARUMADRI JOHN DRAZU	12,197	WINNER
			DRIBIRI ELSON	1,942	
			DRITO MARTIN	7,666	
		MARACHA COUNTY	AADROA ONZIMA ALEX	24,295	WINNER
			DDUDU RICHARD BAKER	15,661	
			YACIA SIMPLE STANLEY	1,705	
		TEREGO COUNTY	WADRI KASIANO EZATI	27,664	WINNER
			ADROA BUZU	1,318	
			OBIGA KANIA	12,984	
		VURRA COUNTY	EJUA SIMON	11,899	WINNER
			ALETI ALEX	1,058	
			ALIMA SANTOS	5,411	
			POPO RITA DRANIA	6,627	
03	BUNDIBUGYO	BUGHENDERA COUNTY	MATTE JOSEPH SIBALINGHANA KIREGHEYA	13,778	WINNER
			SIBASIMIRE LUKE MUHINDO KABULETA	4,596	
		BWAMBA COUNTY	KAMANDA COS BATARINGAYA	14,917	WINNER
			BAGUMA VIVIAN SIMOLLI	12,598	
			TUMUSABE JOHN	670	
		NTOROKO COUNTY	MUGARRA KABAGAMBE FRANCIS	6,360	WINNER
			BAZIRA BWAMBALE AMON	1,935	
			KASORO WILLIAMS	4,264	
			MUKWENDA MISAIRI	456	
04	BUSHENYI	BUHWEJU COUNTY	BIKWASIZEHI KIHUKA DEUDEDIT	20,340	WINNER
			MWIJUKYE FRANCIS	4,717	
		BUNYARUGURU COUNTY	TINDAMANYIRE KABONDO GAUDIOSO	14,190	WINNER
			KATOTO HATWIB	14,134	
			MATOVU YASIIN RAJABU	462	
			TWAREBIREHO TUNGWAKO EMMANUEL	4,063	
		IGARA COUNTY WEST	BAZANA KABWEGYERE TARSIS	22,365	WINNER
			TURYAMUREEBA PAUL	10,839	

RESULTS FOR THE 2006 DIRECTLY ELECTED MEMBERS OF PARLIAMENT

Code	District Name	Constituency Name	Candidate's Name	Votes Cast for Candidates	Winner
		IGARA CTY EAST	NDUHUURA RICHARD BARUGAHARE	20,085	WINNER
			TAYEBWA ODO	11,405	
		RUHINDA COUNTY	OTAFIIRE KAHINDA	36,557	WINNER
			CHAPAA KARUHANGA .K. KAHUUKU	13,510	
		SHEEMA CTY NORTH	TUMWESIGYE ELIODA		UNOPPOSED
		SHEEMA CTY SOUTH	KAMUNTU EPHRAIM	19,078	WINNER
			KARUHANGA NELSON	1,493	
			MUSIKA T. EDMUND SMARTN	1,715	
			TAYEBWA NKUNYA .H.	2,403	
05	GULU	ASWA COUNTY	OKUMU RONALD REAGAN	21,720	WINNER
			OYAT FREDY WATHUM DRINK WATER	2,465	
		GULU MUNICIPAL COUNCIL	OCENG D. ALEX PENYTOO	7,756	WINNER
			KOMAKECH LYANDER	5,205	
			MWAKA EMMANUEL LUKUTUMOI	4,527	
			OKEMA DENIS FRED	2,561	
			OPIRA SYLVESTER	892	
			OPOBO WILFRED	580	
			TODWONG RICHARD AWANY	4,197	
		KILAK COUNTY	NYEKO OCULA MICHAEL	17,880	WINNER
			AKOL ANTHONY	7,762	
			KIDEGA DANIEL FRED	5,823	
			ODOKONYERO RICHARD	1,134	
			OKOT GEOFFREY P'DONG	646	
		NWOYA COUNTY	OYET SIMON	8,580	WINNER
			KILAMA MORO MATHIAS MILTON	323	
			MWAKA DAVID	389	
			OLUM ZACHARY	4,044	
			ORYEMA BERNARD	2,109	
05	GULU	OMORO COUNTY	TOOLIT SIMON AKECHA	16,531	WINNER
			ACELLAM BEN	5,385	

RESULTS FOR THE 2006 DIRECTLY ELECTED MEMBERS OF PARLIAMENT

Code	District Name	Constituency Name	Candidate's Name	Votes Cast for Candidates	Winner
			KINYERA JULIUS WILFRED	706	
			OULANYAH JACOB	7,838	
06	HOIMA	BUGAHYA COUNTY	KIIZA RWEBEMBERA JAMES	42,691	WINNER
			BAGUMA PATRICK	11,027	
			BYARUFU KAIJA ROBERTSON BALAAM	958	
			NTEGEKA JOSEPHAT	1,265	
		BUHAGUZI COUNTY	KYAHURWENDA ABWOOLI .K. TOM	19,026	WINNER
			BIGIRWA JULIUS	15,657	
			BYAMUKAMA ONESIMO	1,516	
			MBABAZI PETER MBABAZIZE	424	
			TIBANYENDA JACKSON	890	
07	IGANGA	BUGWERI COUNTY	KIRUNDA KIVEJINJA ALI MUWABE	17,554	WINNER
			KATUNTU ABDU	16,496	
		BUSIKI COUNTY	MUSOKE MOSES MUTABALI	21,913	WINNER
			ASUPASA ISIKO WILSON MPONGO	12,262	
			KAFUKO PATRICK HUBERT JAMES	268	
			LWANGA JAMAL ABDALAH	1,616	
			SEKIZIYIVU MUHUDI	593	
			WAISWA PAUL MABANDHA	722	
			WAISWA SIMON PETER .W.	5,678	
		KIGULU COUNTY NORTH	BALIDDWA EDWARD KAFUFU	14,024	WINNER
			BATWAWULA STONE ALEX	1,026	
			TABUSIBWA DAVID SANIVEN	541	
			WAGUMA SINANI ABUBAKER WAKINYANKALI	10,151	
		KIGULU COUNTY SOUTH	MUWUMA MILTON KALULU	13,877	WINNER
			BAGEYA GEORGE PATRICK	12,920	
			IBANDA YONA	6,362	
			NAIGUBYA TOMMY MUKWENDA	530	
			WAAKO STEPHEN	322	
			WAMBUZI PETERSON	465	

RESULTS FOR THE 2006 DIRECTLY ELECTED MEMBERS OF PARLIAMENT

Code	District Name	Constituency Name	Candidate's Name	Votes Cast for Candidates	Winner
		LUUKA COUNTY	MULUMBA MEDDIE .B.	23,254	WINNER
			KAMWANA DANIEL KIBUKA	894	
			MAVUYO YOSE	491	
			MPOOYA SETH	2,450	
			MUGOGO NGOBI TUCKER	11,352	
			MULWANI FRANCIS	3,661	
			MWESIGWA FRED	1,407	
08	JINJA	BUTEMBE COUNTY	DAUDI MIGEREKO	18,799	WINNER
			KIIRYA GRACE WANZALA	10,609	
			MASETTE WALUCHO HERBERT	452	
			MUWULIZA DAVID	667	
			OUNDO BENARD WAFULA	203	
			WAISWA MICHEAL	384	
		JINJA MUNIC. EAST	NATHAN NABETA IGEME	6,819	WINNER
			BABI DAVID KAMUSAALA	345	
			MWIRU PAUL	6,128	
			OSINDE RITCHE EMERY	306	
		JINJA MUNICIPALITY	KASIGWA HARRY	6,464	WINNER
			MUJA ANNA RUTEBUKA	5,090	
			WANDIRA CHARLES	0	
		KAGOMA COUNTY	MBAGADHI FREDERICK NKAYI	22,875	WINNER
			KALAKI ISABIRYE PATRICK	416	
			KAMIRA SULAIT KYISA	314	
			KAMUKAMU GEORGE ALLEN IDEMBE	603	
			MUWAGALA DAVID MILTON	1,340	
			NABWISO BULIMA FRANK	16,800	
09	KABALE	KABALE MUNICIPALITY	RUKUNDO SERAPIO	7,229	WINNER
			KANYAMAHANE BYARUGABA ISIAH	6,532	
			MUTEBILE NTEGYEREIZE JOSEPH	922	
		NDORWA CTY EAST	NIWAGABA WILFRED	21,380	WINNER

RESULTS FOR THE 2006 DIRECTLY ELECTED MEMBERS OF PARLIAMENT

Code	District Name	Constituency Name	Candidate's Name	Votes Cast for Candidates	Winner
			BEINGANA LEONARD TAAZA	2,848	
			BYAMUKAMA GEORGE	3,231	
		NDORWA CTY WEST	BAHATI DAVID	26,984	WINNER
			AKAMPURIRA ALEX	1,789	
			BIZIMUNGU CHARLES	1,007	
		RUBANDA CTY EAST	AHABWE PEREZA GODFREY	11,944	WINNER
			BARISIGARA JOHN	7,215	
			BITENIHIRWE PATRICK	1,667	
		RUBANDA CTY WEST	BANYENZAKI HENRY	25,953	WINNER
			MURUMBA WILFRED	3,916	
		RUKIGA COUNTY	BYANAGWA SAMUEL RWAMAFU	20,950	WINNER
			AINEMBABAZI AMBROSE	485	
			SABITI JACK	10,662	
10	KABAROLE	BUNYANGABU COUNTY	MWESIGE ADOLF	27,667	WINNER
			BAGUMA PAUL	1,519	
			TURYAHEEBWA REMEGIOUS	5,424	
		BURAHYA COUNTY	KASAJA STEPHEN KAGWERA	45,972	WINNER
			MUGABI CHRISTOPHER KAYONGA	8,038	
		FORT PORTAL MUNICIPALITY	KALIBA STEVEN	11,719	WINNER
			BUTIME JOHN RWAKAIKARA	3,250	
			TUSIIME JOHN BAGAMBI	181	
11	KALANGALA	BUJUMBA COUNTY	BADDA FRED	3,316	WINNER
			KULAZIKULABE ANDREW	76	
			MUYANDA MUTEPI PETER	3,292	
		KYAMUSWA	KABUUSU MOSES WAGABA	3,995	WINNER
			LWANGA TIMOTHY NERI MUTEKANGA	3,184	
12	KAMPALA	KAMPALA CENTRAL	LUKWAGO ERIAS	20,069	WINNER
			BABU EDWARD FRANCIS	19,966	
			NUWAGABA CHRISTOPHER JETHRO	3,921	
		KAWEMPE DIV. NORTH	SSEBAGGALA ABDLATIF SSENKENDO	22,783	WINNER

RESULTS FOR THE 2006 DIRECTLY ELECTED MEMBERS OF PARLIAMENT

Code	District Name	Constituency Name	Candidate's Name	Votes Cast for Candidates	Winner
			LUBWAMA FREDRICK	2,519	
			SEMANDA MOHAMED NSANJA	14,557	
			TURYAHIKAYO REUBEN	6,227	
		KAWEMPE DIV. SOUTH	SEBULIBA MUTUMBA RICHARD	25,253	WINNER
			HASHAKA SAMUEL MPIMBAZA	19,290	
		MAKINDYE DIV. EAST	MABIKKE MICHEAL	18,926	WINNER
			KANYIKE SARAH SEBAGGALA	12,909	
			NGERO MUYIMBA AKISOPHEL	685	
			SSIMBWA JOHN	15,399	
		MAKINDYE DIVISION WEST	KYANJO HUSSEIN	26,796	WINNER
			BYAMAGERO S.A. MOSES	758	
			LUBOWA FRANCIS ANTHONY	19,222	
			MUKASA FRED DENIS MBIDDE	7,668	
			NSUBUGA NSAMBU YUSUF	5,404	
		NAKAWA DIVISION	RUHINDI FREDDIE	30,020	WINNER
			BALIMWEZO RONALD NSUBUGA	12,425	
			KAKANDE KENNETH PAUL	27,459	
			OPWONYA CHARLES DALTON	8,791	
		RUBAGA DIV. SOUTH	NAMPIIJA LUKYAMUZI SUSAN	21,538	WINNER
			BALIKUDEMBE JOSEPH MBAZIIRA .B.	13,171	
			KATO MICHEAL KUTANWA	854	
			KIKONYOGO JOHN	7,875	
			MALE CHARLES KENNETH	11,890	
			MULINDWA HASSAN SSOZI	514	
			NSUBUGA UMAR KYAKWAMBALA	945	
		RUBAGA DIVISION NORTH	KAMYA BETI OLIVE NAMISANGO	24,625	WINNER
			BAGUNYWA AGNES NKALUBO FLORENCE	9,046	
			KAYONGO TOM	12,150	
			LULE WASSWA	823	
			SSEMPIIJA PATRICK KIWEESI	1,003	

RESULTS FOR THE 2006 DIRECTLY ELECTED MEMBERS OF PARLIAMENT

Code	District Name	Constituency Name	Candidate's Name	Votes Cast for Candidates	Winner
13	KAMULI	BUDIOPE COUNTY	BALIKOWA HENRY	29,273	WINNER
			KALWAZA MUSITAPHA WAKEBA	17,886	
		BUGABULA COUNTY NORTH	MENHYA GERALD SIMON	18,416	WINNER
			MULINDWA GEORGE	8,670	
		BUGABULA SOUTH	KIYINGI ASUMAN	21,137	WINNER
			KUWEREKA GEORGE	321	
			MUDUMBA DANIEL	2,624	
			MUTYABULE CHARLES NALUSWA	253	
			SALAAMU MUSUMBA PROSCOVIA	8,118	
			WALUBIRI MUKIDI PETER	422	
13	KAMULI	BUZAAYA	MUSUMBA ISAAC ISANGA	25,208	WINNER
			LYAGOBA JAMES	1,189	
			MUTIBWA JOHNSON	3,372	
			WALUSAGA BRIAN KWABAISI WILSON	2,735	
14	KAPCHORWA	KWEEN COUNTY	ARAPKISSA YEKKO JOHN	9,610	WINNER
			CHEBET MILTON ZAKAYO	1,736	
			MAIKUT CHEBET A. A.	7,698	
		TINGEY COUNTY	SABILA HERBERT KAALE	13,546	WINNER
			CHEBROT STEPHEN CHEMOIKO	9,068	
			CHESANG DAVID	174	
			MASABA SHEME CHEMANGEY	2,050	
15	KASESE	BUKONZO COUNTY EAST	KITHENDE KALIBOGHA APPORINALI	11,504	WINNER
			BUSINGE POLICE FRED	10,432	
			KALEMBA MOSES	6,448	
			KULE DEUS MUTHABALI	831	
			MUHINDO HAROID TONNY	5,026	
			RWAMANYONYI KULE ERIYA	413	
		BUKONZO COUNTY WEST	KIYONGA CHRISPUS	20,837	WINNER
			BALUKU YOHAZI	1,185	
			BWAMBALE MATHINA	20,083	

RESULTS FOR THE 2006 DIRECTLY ELECTED MEMBERS OF PARLIAMENT

Code	District Name	Constituency Name	Candidate's Name	Votes Cast for Candidates	Winner
			KATUSHABE GODFREY	440	
			MBUSA JOSEPH	522	
			MUHINDO MUGISHA ENOS	229	
		BUSONGORA COUNTY NORTH	KYETUNDA ELIJAH	14,392	WINNER
			KULE MURANGA	5,059	
			NZOGHU MUSABE WILLIAM	13,641	
		BUSONGORA COUNTY SOUTH	KIBANZANGA CHRISTOPHER MBALIBULAA	2,319	WINNER
			BWEBARE APOLLO	194	
			THEMBO G. MUJUNGU	1,334	
16	KIBAALE	BUGANGAIZI COUNTY	BAKEINE MABEL LILIAN KOMUGISHA	22,026	WINNER
			ATWOKI KASIRIVU KYAMANYWA BALTAZAR	14,786	
			KYAMANYWA DAVID	393	
			MWESIGWA PATRICK	320	
		BUYAGA COUNTY	TINKASHIMIRE BARNABAS	41,575	WINNER
			BESISIRA IGNATIUS	27,984	
			TOTEREBUKA BONIFACE BAMWENDA	2,845	
		BUYANJA COUNTY	KASAJA MATIA		UNOPPOSED
17	KIBOGA	KIBOGA COUNTY EAST	SERUNJOGI LASTUS KATENDE	18,624	WINNER
			BUYINZA JOSHUA MUYANJA	379	
			KABAJO SEBULIBA PAUL STEPHEN	7,326	
			KALIISA JOSEPH	838	
			KIRABIRA HENRY	291	
			MUTUMBA ABDUL	6,564	
		KIBOGA COUNTY WEST	NDAWULA EDWARD MIKE KAWESI		UNOPPOSED
18	KISORO	BUFUMBIRA CTY EAST	BUTURO NSABA		UNOPPOSED
		BUFUMBIRA CTY NORTH	BAHANE NIYIBIZI SILVER	14,131	WINNER
			BISHAKA BARNABAS RUSHAGO SINAMENYE	285	
			KAMARA NIZEYIMANA JOHN	6,250	
		BUFUMBIRA CTY SOUTH	BUCYANAYANDI TRESS	17,650	WINNER
			BITANGARO SAM KWIZERA	16,020	

RESULTS FOR THE 2006 DIRECTLY ELECTED MEMBERS OF PARLIAMENT

Code	District Name	Constituency Name	Candidate's Name	Votes Cast for Candidates	Winner
			KWIZERA BENON	99	
			MFITUMUKIZA BERNARD	443	
			NKURIKIYIMANA CAXTON CHARLES BATEGYE	231	
19	KITGUM	CHUA COUNTY	OKELLO OKELLO JOHN LIVINGSTONE	24,000	WINNER
			LAKIDI ERIC FRANCIS	0	
			ORYEM HENRY OKELLO	12,868	
		LAMWO COUNTY	ONEK OBALOKER HILARY	10,004	WINNER
			AABUKA OKULLU ANTONY J.	7,055	
			AMENA OLOYA CHARLES	1,464	
			LUCIMA GEORGE OKELLO	6,094	
			ORACH DENNIS	6,541	
20	KOTIDO	JIE COUNTY	LOKII PETER ABRAHAMS	12,682	WINNER
			ADOME LOKWII CALLISTUS	5,132	
		LABWOR COUNTY	OJWOK OMWONY	9,678	WINNER
			OTIM OMARA YAFES	3,872	
21	KUMI	BUKEDEA COUNTY	ODUMAN ALBERT CHARLES OKELLO	15,171	WINNER
			AKODAI JAMES	285	
			EMOKORI ELIAS	734	
			MALINGA ROBERT	204	
			OCHEGER NELSON	2,073	
			OGWAPIT JOSEPH	359	
			OKWERE DAVID BEECHAM	859	
			OMAGOR DAVID STEPHEN	1,086	
			OSIKEI OKIA JOHNNY	1,048	
			OSIRE JACKSON	12,230	
		KUMI COUNTY	AMURIAT OBOI PATRICK	29,400	WINNER
			AISU OMONGOLE TOM	14,287	
			OKIA FRANCIS	2,278	
			ORIMAN JULIUS APUNNA	1,230	
		NGORA COUNTY	EPETAIT FRANCIS	18,094	WINNER

RESULTS FOR THE 2006 DIRECTLY ELECTED MEMBERS OF PARLIAMENT

Code	District Name	Constituency Name	Candidate's Name	Votes Cast for Candidates	Winner
			EGUNYU ASEMO FIONA LUCY BAGUMA	1,976	
			ISAMAT ABRAHAM	6,255	
			OGWEL CHARLES	3,395	
			OPIO CHRIS OKIROR	457	
22	LIRA	DOKOLO COUNTY	OKOT OGONG FELIX	16,770	WINNER
			OKELLO-OKELLO J.B	12,383	
		ERUTE CTY NORTH	ANGIRO GUTMOI CHARLES	10,496	WINNER
			OBUA NAGAI OTOA	7,040	
			OGWENG GRACE GEOFFREY	2,513	
			OKELLO DANIEL	2,242	
		ERUTE CTY SOUTH	ODIT JOHN	14,300	WINNER
			AKENY JOHN RICKY	13,406	
		LIRA MUNICIPALITY	AKENA JAMES JIMMY MICHEAL	13,010	WINNER
			ATIM OGWAL CECILIA	2,501	
			ENGOLA SAM	5,610	
			OWINO EMMANUEL	37	
		MOROTO COUNTY	OBUA-OGWAL BENSON	21,864	WINNER
			KENE ABURA O'KUBA FRANCIS	1,200	
			OKOT ALEX	14,810	
		OTUKE COUNTY	ATUBO OMARA DANIEL	6,369	WINNER
			OGWANG-OGOO BENSON	2,131	
			OKELLO ROMANUS HANNIE	592	
23	LUWEERO	BAMUNANIKA COUNTY	SEKYANZI NDAWULA ALI	22,173	WINNER
			KAYANJA JOHN	11,940	
			KIVUMBI JOHN WAMALA	1,537	
			SSEBABI WILLIAM KIZZA	1,161	
		KATIKAMU COUNTY NORTH	BYANDALA ABRAHAM JAMES	15,857	WINNER
			ALIGAWESA PHILIP MWESIGE	10,064	
			BITALIWO ONESMUS MAGAMBO	358	
			LUKANDWA SALAIMAN DAMULIRA	421	

RESULTS FOR THE 2006 DIRECTLY ELECTED MEMBERS OF PARLIAMENT

Code	District Name	Constituency Name	Candidate's Name	Votes Cast for Candidates	Winner
			LUUTU STEPHEN	425	
		KATIKAMU COUNTY SOUTH	KHIDDU MAKUBUYA EDWARD	13,226	WINNER
			KADDU MULINDWA DEOGRATAS	1,819	
			LULE DAVID MUTYABA	2,978	
			MPIIMA DAVID MUGAMBE	5,231	
			NERO HAROUN MARSAL	2,555	
			SEKITOOLEKO DEO	814	
			WASSWA ESAU BUNNYA	2,215	
24	MASAKA	BUKOMANSIMBI CTY	LUBYAYI IDDI KISIKI	24,191	WINNER
			KAGIMU MAURICE PETER	8,763	
			KAMYA-KIKOMEKO MATHIAS	-	
		BUKOTO CENTRAL	SSEKANDI EDWARD KIWANUKA	11,846	WINNER
			MBABAALI JUDE	8,300	
		BUKOTO EAST	ALINTUMA JOHN NSAMBU .C.	10,093	WINNER
			JJUKO JUSTINE	4,577	
			SENFUMA MUBIRU CHRISTOPHER	7,246	
			SSEBUGWAWO MOSES MUYINGO	404	
			SSEMUJU ISAYE	612	
		BUKOTO MID-WEST	SEJJOBA ISAAC	15,057	WINNER
			KEZIMBIRA MUYINGO LAWRENCE	7,128	
			SSEWANGANA HENRY BAZIRA	3,987	
		BUKOTO SOUTH	BIREKERA AWO NSUBUGA MATHIUS	12,776	WINNER
			LWANGA HERBERT	7,000	
			WALAKIRA MUKASA DAVID	2,595	
		BUKOTO WEST	KITATTA ABOUD	17,609	WINNER
			KAGOLO PRIMUS JOSEPH MARIA	277	
			SEMUJU DAUDA MUGEJERA	2,138	
			UZABA SIMON BUZABA	1,786	
		KALUNGU EAST	SSERUNJOGI JAMES MUKIIBI	11,913	WINNER
			LULE UMAR MAWIYA	11,030	

RESULTS FOR THE 2006 DIRECTLY ELECTED MEMBERS OF PARLIAMENT

Code	District Name	Constituency Name	Candidate's Name	Votes Cast for Candidates	Winner
		KALUNGU WEST	YIGA ANOTHONY	9,411	WINNER
			KAKOOZA JOHN BAPTIST	8,602	
			KATUMBA ANDREW PETER	119	
			KIWANUKA MARK	1,252	
			SSEGUJJA NOORDIN	632	
		MASAKA MUNICIPALITY	KAWANGA JOHN BAPTIST	11,519	WINNER
			KIZITO DEO LUKYAMUZI	1,570	
			KIZZA MUJOBE FRANCIS XAVIER	9,915	
25	MASINDI	BUJENJE COUNTY	KABAKUMBA LABWOONI MASIKO	15,150	WINNER
			KAMULINDWA GIFFEN ROBERT	7,970	
		BULIISA COUNTY	MUKITALE BIRAAHWA STEPHEN ADYERI	8,038	WINNER
			LUKUMU FRED	7,218	
			OKABA SAM YOSIA	4,135	
		BURULI COUNTY	KAAHWA ERISA AMOOTI	21,438	WINNER
			KAZIMBIRAINI MAHMOUD GAHWERA AKIIKI	1,025	
			KIIZA ARNEST	16,112	
			NYABWONGO OYO APOLLO	1,315	
		KIBANDA COUNTY	OWOR AMOOTI OTADA		UNOPPOSED
26	MBALE	BUNGOKHO CTY NORTH	GUDOI YAHAYA	16,382	WINNER
			KISODA SAFIYI MAFABI WAKAYEYE	885	
			MASHATE PETER MAGOMU	5,875	
			MUKULA RICHARD	3,822	
			WAMBEDE JAMES	5,136	
		BUNGOKHO CTY SOUTH	KAFABUSA MICHEAL WERIKHE	23,865	WINNER
			MASABA JACKSON	3,297	
			SAKWA DARLEX NANYAKWA	12,536	
			WANDA MARTIN BEN .K.	4,415	
		MBALE MUNICIPALITY	KAJEKE WILFRED	11,836	WINNER
			GALIWANGO H. WASSWA	7,613	
			MAYUMBA JUSTIN BUSIMA	102	

RESULTS FOR THE 2006 DIRECTLY ELECTED MEMBERS OF PARLIAMENT

Code	District Name	Constituency Name	Candidate's Name	Votes Cast for Candidates	Winner
			MUSIKA JAMES BRITIUS	118	
			MUTENYO PETER NEWTON	55	
			OKUSA JOSEPH	90	
			SIRANDA GERALD BLACK	175	
			WADALA ABBAS WETAACA	1,154	
			WATULO STEVEN MOSES	226	
27	MBARARA	KASHARI COUNTY	TIBAMANYA URBAN .P.K.	40,228	WINNER
			ABAHO CHRISTOPHER	127	
			BASHAIJA KAZOORA JOHN	11,808	
			NUWAGABA MOSES KABANDIZE	457	
		MBARARA MUNICIPALITY	ARIMPA KIGYAGI JOHN	15,402	WINNER
			ABAINA B. JOSEPH	75	
			KABATERAINE B. SEMAMBO	12,548	
			MUSHABE DIDUS	49	
			TUSIIME STEVE-B-ABBEY	114	
		RWAMPARA	NGABIRANO CHARLES	37,385	WINNER
			MATSIKO GEOFFREY TWINE	5,220	
28	MOROTO	BOKORA COUNTY	ACHIA TERENCE NACO	13,833	WINNER
			APUUN PATRICK LONGOLI	6,671	
		MATHENIKO COUNTY	ABURA SAMUEL PIRIR	5,264	WINNER
			ACHIA PETER EDISON	2,515	
			LOKII JOHN BAPTIST	2,364	
		MOROTO MUNICIPALITY	OGWEL LOOTE SAMMY	1,730	WINNER
			ALEPER SIMON PETER	1,325	
29	MOYO	OBONGI COUNTY	FUNGAROO KAPS HASSAN	3,538	WINNER
			AJIGA ABDUL	902	
			AMASI PATAKI	1,792	
			SWADIK ABAS ABDISUD	1,732	
		WEST MOYO CTY	APILIGA MOSES JAKO	9,533	WINNER
			ASOBASI OLOK FRANK	3,238	

RESULTS FOR THE 2006 DIRECTLY ELECTED MEMBERS OF PARLIAMENT

Code	District Name	Constituency Name	Candidate's Name	Votes Cast for Candidates	Winner
			IDRIO PHILLIP	5,820	
			KAREYO CLARE	574	
			KOLUNI JAMES	617	
			RIODRIIGO EDEMA BONIFACE	325	
30	MPIGI	BUTAMBALA COUNTY	KADUNABBI IBRAHIM LUBEGA IGA	12,905	WINNER
			KASIBANTE MOSES	11,718	
			KAYEMBA MICHEAL OSCAR	549	
		GOMBA COUNTY	NAJJEMBA ROSEMARY MUYINDA	20,554	WINNER
			KALULE SSENKO EMMANUEL	9,922	
			NAKATO KYABANGI .M. KATUSIIME	5,186	
			SSERWADDA JOSEPH	1,097	
		MAWOKOTA COUNTY NORTH	MUTULUUZA PETER CLAVERI .B.	11,568	WINNER
			TEBUSWEKE DAVID MAYINJA	8,311	
			THISA SUSAN MUGWANYA	7,631	
		MAWOKOTA COUNTY SOUTH	LUBYAYI JOHNBOSCO SSEGUYA	18,938	WINNER
			KASOZI CHARLES KASOZI	3,822	
			MWAMBAZI JOSEPH KAZURA	283	
			SSENKATUUKA LIVINGSTONE	1,952	
31	MUBENDE	BUWEKULA COUNTY	BWERERE KASOLE .L. EDWARD	36,491	WINNER
			KASIRABO ENOCK MUSHAIJA	0	
			SSEMULI TONNY	32,707	
		KASSANDA CTY NORTH	SSALABAYA HARUUNA	21,424	WINNER
			BUNYONDO ROBERT	544	
			KAYIZZI ASANASIO	11,761	
			LUBEGA KHALID	1,292	
			SEMWANGA JOSEPH AMMER	771	
		KASSANDA CTY SOUTH	NYOMBI THEMBO .G.W.	16,992	WINNER
			KABAYO JOHN PATRICK	3,091	
			KIBUUKA MUKALAZI	1,309	
32	MUKONO	BUIKWE COUNTY SOUTH	MUKASA ANTHONY HARRIS	13,690	WINNER

RESULTS FOR THE 2006 DIRECTLY ELECTED MEMBERS OF PARLIAMENT

Code	District Name	Constituency Name	Candidate's Name	Votes Cast for Candidates	Winner
			BAYIGGA MICHEAL PHILIP LULUME	13,026	
			LUWAGA LIVINGSTONE KWARI	3,994	
		BUIKWE CTY NORTH	KAKOBA ONYANGO	19,020	WINNER
			KALAZANI CHARLES	4,693	
			LULE FESTUS	226	
			MUSOKE GONZAGA	1,168	
			WAGONDA MUGULI JOHN WILSON	8,655	
		BUIKWE CTY WEST	MUWULIZE NORMAN IBRAHIM	10,269	WINNER
			BOGERE RICHARD SSENKAABA	6,406	
			KANYIKE ANTHONY WILLIAM	8,554	
		BUVUMA CTY (ISLANDS)	NSUBUGA WILLIAM		UNOPPOSED
		MUKONO CTY NORTH	BAKALUBA MUKASA PETER	22,680	WINNER
			KAWADWA DAWOOD KATAMBA	627	
			NAMBOOZE BETTY BAKIREKE	22,232	
		MUKONO CTY SOUTH	MUKWAYA BALUNZI JANAT	14,604	WINNER
			MUTEMA DERICK	13,734	
			SSEKATO TIMOTHY	2,272	
		NAKIFUMA COUNTY	MUGAMBE JOSEPH KIFOMUSANA	20,253	WINNER
			KASOZI KIZITO PATRICK	4,954	
			MWASA MUHAMMAD KAMULEGEYA	4,111	
			OMAR DAWOOD KALINGE NNYAGO	974	
			SENABULYA DAVID KATEREGGA	9,153	
33	NEBBI	JONAM COUNTY	JACHAN FRED OMACH MANDIR	10,111	WINNER
			ALLI GABE AKIDA	6,093	
			DONGE S.D. OPAR	3,134	
			OBEDMOTH RICHARD GERALD OFUNGI	7,841	
			OJWANG ABSALOM JAKECH	514	
			OPOKA-OKUMU CHRISTOPHER	1,792	
		OKORO COUNTY	D'UJANGA SIMON GIW	22,590	WINNER
			ACAM THOMAS ALVA	19,111	

RESULTS FOR THE 2006 DIRECTLY ELECTED MEMBERS OF PARLIAMENT

Code	District Name	Constituency Name	Candidate's Name	Votes Cast for Candidates	Winner
		PADYERE COUNTY	RINGE CHAN DAVID	17,422	WINNER
			AMULA OKWIR MARIOUS	8,805	
			OKUMU-RINGA PATRICK ALOYSIUS	16,765	
			RUBANGA UDHEC EDWARD	5,179	
34	NTUNGAMO	KAJARA COUNTY	TASHOBYA N. STEPHEN	21,709	WINNER
			BARYAHABWE NABOTH	10,483	
			KANSHABE RONALD DESMOND RUTA	2,499	
		RUHAAMA COUNTY	MUSEVENI JANET KATAHA	52,157	WINNER
			KAREKYEZI ANGELIC PATRICK	159	
			MAGAMBO AMANDA J.	2,032	
			RUZINDANA AUGUSTINE	15,238	
		RUSHENYI COUNTY	RUKUTANA MWESIGWA	27,036	WINNER
			ABAASA JUSTUS	140	
			MUGARURA DAN BAKAAKI	9,255	
			MUHANGI RICHARD	40	
			MUHEREZA KACOOBOYE JUDE	662	
35	PALLISA	BUDAKA COUNTY	KIRYAPAWO LOI KAGENI	10,480	WINNER
			GOLE NICHOLAS DAVIS	10,004	
			IKOMBA WAKI EDWARD	451	
			KAMWADA WILLIAM HARVEY	656	
			MADING SOWALI MWANGA	418	
			MBULALINA CORNELIUS DAMBISYA	964	
			MUKAMBA GEORGE	5,323	
			MULOMI SAMUEL	8,341	
			MUTONO MBULAMBAGO ROBERT	386	
			RUSSEL LEONARD MULEKWA	3,105	
			TAWODA JONATHAN MOKATA	465	
			WALUSANSA SALVIN	894	
		BUTEBO COUNTY	MALLINGA STEPHEN OSCAR	19,669	WINNER
			KATEU KEPHER KUCHANA	7,796	

RESULTS FOR THE 2006 DIRECTLY ELECTED MEMBERS OF PARLIAMENT

Code	District Name	Constituency Name	Candidate's Name	Votes Cast for Candidates	Winner
			OJULU EDWARD	337	
			OKANYA JAMES	2,193	
		KIBUKU COUNTY	KAMBA SALEH .M.W.	21,874	WINNER
			DONGO DAVID WALTER	2,311	
			RAINER KAFIRE JULIET	13,502	
			TAKULE JONES WANDHA	175	
			WAMUBIRIGWE JULIUS	630	
		PALLISA COUNTY	OPANGE LOUIS	23,143	WINNER
			ADOME ANTHONY	4,904	
			ITIKO MOSES	603	
			ODOMEL JOHN COSSY	19,090	
			OURUM OKIROR SAM	1,092	
			WAMUSEKE PADERE CLAUDIUS	1,261	
36	RAKAI	KABULA COUNTY	KAKOOZA JAMES	14,540	WINNER
			BAINGANA MICHEAL	2,495	
			MUGENYI SSEMANDA	255	
			NAYEBARE FRED KYAMUZIGITA	31	
			SEWANDIGI ERIC	6,728	
36	RAKAI	KAKUUTO COUNTY	KASAMBA MATHAIS	15,055	WINNER
			KABAZZI BAKULUMPAGI	8,729	
			KAGGWA GODFREY	459	
			WASSWA SSENTANDA GEOFFREY	1,352	
		KOOKI COUNTY	MAGULUMAALI MUGUMYA ERASMUS	28,341	WINNER
			MATOVU DAVID	23,668	
			SSEGUYA SIMON	2,509	
		KYOTERA COUNTY	MUJUZI PIUS	20,257	WINNER
			LUBEKA DAMIANO .W.K.	19,742	
37	RUKUNGIRI	RUBABO COUNTY	TURYAHIKAYO KEBIRUNGI MARY PAULA	30,205	WINNER
			KWOROBA ELLI KANYONYI	10,426	
		RUJUMBURA COUNTY	MUHWEZI JIM KATUGUGU	34,266	WINNER

RESULTS FOR THE 2006 DIRECTLY ELECTED MEMBERS OF PARLIAMENT

Code	District Name	Constituency Name	Candidate's Name	Votes Cast for Candidates	Winner
			RUTAROH ATHANASIOUS	18,336	
38	SOROTI	KASILO COUNTY	OKUPA ELLIAH	16,170	WINNER
			OKIROR AUGUSTINE	2,174	
			OPOLOT FRED	2,272	
38	SOROTI	SERERE COUNTY	OTEKAT JOHN EMILLY	11,391	WINNER
			KOLUO CHARLES PETER	4,561	
			OKEBE JOSHUA ONYA	1,030	
			ONYAIT JOHN STEPHEN	10,586	
			OPIO JOSEPH LINOS	192	
		SOROTI COUNTY	OMOLO PETER	26,809	WINNER
			ANYOLO SAMUEL	6,463	
			ATEKERE EJALU	4,275	
			OKAE ENGIROT LAWRENCE	4,493	
38	SOROTI	SOROTI MUNICIPALITY	EKEMU CHARLES WILLY	10,523	WINNER
			EKAYU PETER	384	
			MUKULA GEORGE MICHEAL	4,970	
			OKWI EKWITH CHARLES	75	
39	TORORO	TORORO COUNTY	EKANYA GEOFREY	24,977	WINNER
			ONGURA-MONG OPURU CHRIS	12,728	
		TORORO MUNICIPALITY	TANNA SANJAY	6,148	WINNER
			AWERE PHIBBY .O.	98	
			ONDER JARAMOGI OBOTH ABRAHAM	44	
			ONYANGO SETH	47	
			OWOR PETER	1,248	
			YERI OFWONO APOLLO	3,273	
		WEST BUDAMA CTY NORTH	OKECHO WILLIAM	13,484	WINNER
			ACHOK PETER OCHIENG	1,242	
			OBBO HENRY JOSEPH	7,679	
			OCHIEWO JOSEPH PINYTEK	5,939	
			OSAMUK BRAIN FREDRICK	1,223	

RESULTS FOR THE 2006 DIRECTLY ELECTED MEMBERS OF PARLIAMENT

Code	District Name	Constituency Name	Candidate's Name	Votes Cast for Candidates	Winner
			OWUOR CHARLES GABRIEL MAGENO	1,236	
		WEST BUDAMA CTY SOUTH	OTIAM OTAALA EMMANUEL	10,333	WINNER
			AKIKA OTHIENO EMMANUEL	6,560	
			ODOY JOB HENRY	1,542	
			OGOLA AKISOFERI MICHEAL	5,659	
			OITA GEOFFREY OKOTH	5,358	
			OKELLO T.G. GEOFFREY	467	
40	ADJUMANI	EAST MOYO	PIRO SANTOS ERUAGA	20,375	WINNER
			ALI MOSES	9,923	
			IRANYA JOSEPH	3,010	
41	BUGIRI	BUKOOLI CENTRAL	MUKISA FRED	21,911	WINNER
			KUDUMU DISMUS	1,205	
			MUTUMBA RICHARD	1,890	
			NGOBI ROBERT	1,125	
			OGUTTU WAFULA .P.	16,305	
		BUKOOLI NORTH	BALANGIRA ABDUL NAKENDO	15,997	WINNER
			KAZIBA AMINSI	2,054	
			MWONDHA JOHN PATRICK	9,862	
			OCHIENG SAMUEL	1,944	
			ONYANGO OKECH JOHN	1,416	
			PAMBA OBARA JOHN	3,600	
		BUKOOLI SOUTH	OCHIENG PETER PATRICK	23,942	WINNER
			WABWIRE KENNETH	565	
			WANDERA MARTIN	15,492	
42	BUSIA	SAMIA BUGWE CTY SOUTH	OPIO GABRIEL	18,358	WINNER
			GUSINO WA'PAUL JOSEPH	1,809	
			MATATA IBRAHIM WERE OKELLO	1,637	
			MAYENDE SIMON	16,375	
			MUGUBI IBRAHIM ADANDE	391	
		SAMIA BUGWE NORTH	WASIKE STEPHEN MUGENI	19,752	WINNER

RESULTS FOR THE 2006 DIRECTLY ELECTED MEMBERS OF PARLIAMENT

Code	District Name	Constituency Name	Candidate's Name	Votes Cast for Candidates	Winner
			AWORI AGGREY SIRYOYI	12,373	
			MUGENI JAMES WILLIAM	977	
			PADDE DEOGRATIUS WOWO	1,758	
			SANYA EMMANUEL	3,783	
43	KATAKWI	USUK COUNTY	OLENY CHARLES OJOK	14,822	WINNER
			ANUKUR MARTIN OKWAKOL	1,228	
			ILEMUKORIT STEVEN OKURE	13,379	
			IMUMET ISAIAH	3,286	
44	NAKASONGOLA	NAKASONGOLA COUNTY	NYOMBI PETER	18,232	WINNER
			BUTAMANYA JOHNSON	15,532	
			SSEKATE JOHN B	5,857	
45	SSEMBABULE	LWEMIYAGA COUNTY	SSEKIKUBO THEODORE	9,836	WINNER
			BAGYENDANWA SWAIBU	1,661	
		MAWOGOLA COUNTY	KUTESA SAM KAHAMBA	30,160	WINNER
			KIGANDA NOAH SSONKO	6,380	
			MUKASA ABDU	2,727	
			MUKIIBI AHMED SSERUNJOGI	881	
			SSEKIMPI JOHN SSOZI	2,129	
			TURYATEMBA FRED BASHABE	695	
			WAGABA MOHAMMED NGANDA	4,115	
46	KAMWENGE	KIBALE COUNTY	TUMWEBAZE K. FRANK	49,524	WINNER
			BYARUHANGA CHARLES	5,390	
		KITAGWENDA COUNTY	BYAMUKAMA NULU	32,037	WINNER
			MUTAHIGWA DAMIAN	892	
			SPENCER GEORGE	6,164	
47	KAYUNGA	BBALE COUNTY	MADAADA KYEBAKOZE SULEIMAN		UNOPPOSED
		NTENJERU CTY NORTH	NYOMBI NANSUBUGA SARAH	12,351	WINNER
			ATABAN TABAN KURE LOKIRI - KOJOKORE	5,678	
			NABAYEGO ALIA	9,646	
			OKETCHO MICHEAL	521	

RESULTS FOR THE 2006 DIRECTLY ELECTED MEMBERS OF PARLIAMENT

Code	District Name	Constituency Name	Candidate's Name	Votes Cast for Candidates	Winner
			TAMUZADDE HAMDAN MASUDI	896	
		NTENJERU CTY SOUTH	KAZIBWE MUSISI TOM	14,085	WINNER
			KAKOOZA JAMES	4,250	
			KALULU RICHARD	589	
			SERWANGA WILLIAM TOM	3,473	
48	KYENJOJO	KYAKA COUNTY	KATONGOLE BADHUL	22,154	WINNER
			BIRUNGI NORMAN K. B.	8,656	
			KAFUUZI JACKSON K.	1,780	
		MWENGE COUNTY NORTH	BUTIME TOM R.	27,099	WINNER
			AKIIKI BUSINGYE PROSPA	689	
			MALIRO GASTON JOHN R.	13,007	
			SIISA PATRICK	1,591	
		MWENGE COUNTY SOUTH	KAJARA ASTON PETERSON	24,020	WINNER
			KALIJA JAMES KATS	843	
			MUGISHA VICENT	7,475	
			MWESIGYE MICHAEL KAJURA	992	
49	MAYUGE	BUNYA COUNTY EAST	KUBEKETERYA JAMES	16,191	WINNER
			KIGENYI MWANDHA SAMUEL	807	
			MWEMBE WAKASA JAMES	5,379	
		BUNYA COUNTY WEST	BAGIIRE AGGREY HENRY	13,039	WINNER
			DHAKABA MUHAMMED KIRUNDA	1,802	
			IBANDA JOSHUA	225	
			KAKAIRE GASTERUUS	671	
			KISADHA CHRISTOPHER NABETA	7,660	
			KIWAGAMA WILLIAM WILBERFORCE	7,682	
		BUNYA COUNTY SOUTH	KYEYAGO JOWALI KAGWA	8,245	WINNER
			BUDAKA NELSON MATABI	404	
			ISABIRYE SAMUEL MUTYABULE	425	
			KASAKYA ABDALLAH	3,966	
			KYALIMPA JOSHUA TASAAGA	7,682	

RESULTS FOR THE 2006 DIRECTLY ELECTED MEMBERS OF PARLIAMENT

Code	District Name	Constituency Name	Candidate's Name	Votes Cast for Candidates	Winner
			NTENDE ROBERT	1,167	
			WERE MUHOFA G. STEVENS	608	
50	PADER	AGAGO COUNTY	OGENGA LATIGO MORRIS .W.	25,253	WINNER
			OTTOO RICHARD EBIL	2,356	
			OWINY DOLLO ALFONSE CHIGAMOY	10,963	
		ARUU COUNTY	ODONGA SAMUEL OTTO	25,088	WINNER
			OKELLO OLOBO JALON SIRAYO	6,916	
51	SIRONKO	BUDADIRI COUNTY WEST	NANDALA MAFABI NATHAN	18,303	WINNER
			GIRULI DAVID LIVINGSTONE	13,021	
		BUDADIRI COUNTY EAST	BUSIMA COSMAS MAFABI .W.	16,269	WINNER
			SSASAGA ISAIAS JOHNY WANZIRA	12,312	
			WOMAI GADENYA ROBERT	630	
		BULAMBULI COUNTY	WAMAKUYU MUDIMI	28,759	WINNER
			KASOOLA MIKE	291	
			MANDU RICHARD WANANDA	6,035	
52	WAKISO	BUSIRO CTY EAST	NAKAWUKI SUSAN	24,660	WINNER
			DDUNGU HENRY MATOVU	463	
			LUBEGA SAMUEL .W.M.	2,357	
			NABUKEERA SOPHIA KIZZA	540	
			SEBALU MIKE KENNEDY	17,860	
		BUSIRO CTY SOUTH	BALIKUDEMBE JOSEPH MUTEBI	26,190	WINNER
			KAGIMU WILLIAM	705	
			MUBANDA FREDA NANZIRI KASE	20,431	
		BUSIRO NORTH	BUKENYA GILBERT BALISEKA	19,207	WINNER
			KASTA HUSSEIN .C.H. BUKENYA	1,584	
			SSENYUNJA ISAAC	1,841	
			TUMWEBAZE BASHIR A.A BARIOUS	307	
		ENTEBBE MUNICIPALITY	KAWUMA MOHAMED	9,284	WINNER
			ACIDIRI FREDRICK	598	
			MATOVU DAVID BYATIKE	8,241	

RESULTS FOR THE 2006 DIRECTLY ELECTED MEMBERS OF PARLIAMENT

Code	District Name	Constituency Name	Candidate's Name	Votes Cast for Candidates	Winner
			NASSUNA OLIVE KAYONDO	2,013	
		KYADONDO COUNTY NORTH	KIBIRIGE SEBUNYA ISRAEL	18,759	WINNER
			BAKITTE REGINA NAKAZZI	12,148	
			SEBOWA KAGULIRE SAMUEL	11,532	
			SSEKABIRA GODFREY	594	
		KYADONDO COUNTY SOUTH	KIKUNGWE ISSA	24,202	WINNER
			KYAZZE FRANK	12,751	
		KYADONDO CTY EAST	NJUBA SAMUEL KALEGA	17,743	WINNER
			KIWANUKA CHARLES	16,114	
			SITENDA SSEBALU WILLIAM	17,720	
53	YUMBE	ARINGA COUNTY	OLEGA ASHRAF NOAH	18,413	WINNER
			ACHILE MANOAH MILA	14,202	
			ALONGA OTHMAN HARUN	5,375	
			ANGOLIGA MAHMOUD SALIM	9,239	
			MATATA TWAHA MAGARA	0	
54	KABERAMAIDO	KABERAMAIDO COUNTY	EMIGU JULIUS PETER	10,645	WINNER
			EKESU VICTOR	4,661	
			ELIANU GODFREY KILAWA	5,481	
		KALAKI COUNTY	EUKU SIMON ROSS	9,212	WINNER
			ECHERU DENNIS EMWONYU	2,652	
			OCHAN THOMAS AYEI	1,785	
			ONGALO-OBOTE CLEMENT KENNETH	6,414	
			ORECH DAVID MARTIN	4,572	
55	KANUNGU	KINKIZI COUNTY EAST	BARYOMUNSI CHRIS	23,812	WINNER
			MPWABWOBA CALLIST	7,531	
		KINKIZI COUNTY WEST	AMAMA MBABAZI	29,575	WINNER
			AHIMBISIBWE GAD RUGAJU	193	
			KWIJUKA IDDLY BALLYAREEBA	159	
			MUSINGUZI JAMES GARUGA	9,906	
56	NAKAPIRIPIT	CHEKWII CTY (KADAM)	LOKERIS PETER .T. AIMAT	7,278	WINNER

RESULTS FOR THE 2006 DIRECTLY ELECTED MEMBERS OF PARLIAMENT

Code	District Name	Constituency Name	Candidate's Name	Votes Cast for Candidates	Winner
			LOBUNEI MATHEW ARIPUNGIMOE	695	
			LOKIRU SIMON PETER	2,638	
		PIAN COUNTY	ACHIA REMIGIO		UNOPPOSED
		UPE COUNTY	KIYONGA FRANCIS ADAMSON	4,076	WINNER
			LOLEM MICAH AKASILE	2,523	
57	AMOLATAR	KIOGA COUNTY	OJOK B'LEO	10,790	WINNER
			EPIA THOMPSON	1,212	
			OKELLO ANTHONY	10,663	
			OMOLLO GEORGE ROCHELLE	1,831	
			UHURU OKELLO ANDREWS	494	
58	AMURIA	AMURIA COUNTY	ECWERU MUSA FRANCIS	15,751	WINNER
			ANGERET STEPHEN	7,219	
			EDOTU PAUL	2,606	
			OCEN GEORGE WILLIAM	5,209	
			OTIM SIMON PETER	344	
		KAPELEBYONG	MALINGA JOHNSON	6,093	WINNER
			ADIO WINFRED ARIKO	2,140	
			EKADU FRANCIS ELASU	1,439	
			ERIAKU PETER EMMANUEL	4,200	
59	BUKWO	KONGASIS COUNTY	BARTILE JOHNSON TOSKIN	10,021	WINNER
			KAPKWOMU NDIWA KAPKOMU	7,697	
60	BUTALEJA	BUNYOLE COUNTY	DOMBO EMMANUEL LUMALA	31,838	WINNER
			GAMUSI MOSES	2,690	
			HIGENYI MOSES	688	
			KISAMBIRA AMOS	604	
			KOIRE HAMZA	9,986	
			MUGOYA SALI HAMUDAH	2,531	
61	IBANDA	IBANDA CTY NORTH	GUMA GUMISIRIZA DAVID	18,717	WINNER
			MUGIZI FRANKLIN	980	
			NGARUYE RUHINDI BONIFACE	7,775	

RESULTS FOR THE 2006 DIRECTLY ELECTED MEMBERS OF PARLIAMENT

Code	District Name	Constituency Name	Candidate's Name	Votes Cast for Candidates	Winner
		IBANDA CTY SOUTH	BYABAGAMBI JOHN	29,905	WINNER
			KATUNGI NYONDO SAMUEL	103	
			MUJUNI GERVAASE	860	
			MWINE INNOCENT	1,013	
			TIGAHWA JOHN BAPTIST	135	
			TUMUHAIRWE JOEL KENNETH MUGYENYI	4,322	
62	ISINGIRO	BUKANGA COUNTY	BYANYIMA NATHAN	38,583	WINNER
			DDEMBE SHAFFIC SSIMBWA	2,982	
		ISINGIRO COUNTY NORTH	RWAMIRAMA KANYONTORE BRIGHT	27,155	WINNER
			BIGIRWA ABAINEMUKAMA ALOYSIUS	4,063	
			MUKUYE ALEX JORDAN	238	
		ISINGIRO CTY SOUTH	BYARUGABA ALEX BAKUNDA	31,304	WINNER
			BWENGYE EMMANUEL KABATERAINE	1,490	
			RWAKANUMA KANSIIME GODFREY	959	
			TWINOMUFUNI WENCY	5,730	
63	KAABOONG	DODOTH COUNTY	AEL ARK LODOU	12,221	WINNER
			ILUKORI SAMSON S. A.	12,149	
64	KALIRO	BULAMOGI	WAMBUZI NELSON .G.	23,152	WINNER
			LUBOGO KENNETH	21,689	
65	KIRUHURA	KAZO COUNTY	NASASIRA JOHN MWOONO	36,510	WINNER
			MWETEISE BINTABARA	4,239	
		NYABUSHOZI COUNTY	MUGYENYI RUTAMWEBWA MARY		UNOPPOSED
66	KOBOKO	KOBOKO COUNTY	BABA JAMES BOLIBA	13,464	WINNER
			AWONGO AHMED	11,229	
			LOBIDRA ALEXANDER YOFFESI	941	
			SANYA ISAAC AMBE	3,661	
67	MANAFA	BUBULO COUNTY EAST	WOPUWA GEORGE WILLIAM	28,895	WINNER
			LIKUNYU MWELU STEPHEN	2,281	
			NYOTE DAVID INNOCENT	3,016	
			TSEWULE MARTINS	2,188	

RESULTS FOR THE 2006 DIRECTLY ELECTED MEMBERS OF PARLIAMENT

Code	District Name	Constituency Name	Candidate's Name	Votes Cast for Candidates	Winner
67	MANAFA	BUBULO COUNTY WEST	BUKENI GYABI FRED	16,426	WINNER
			KAMANA WESONGA EDWARD	10,642	
			KIBUKUNA SAMUEL	1,515	
			NAMBAFU WALYAULA R.	489	
			WANGOLO FRANCIS	1,584	
			WASIBI JOSEPH MAGIIRA	1,196	
		MANJIYA COUNTY	WAKIKONA WANDENDEYA DAVID	25,928	WINNER
			KULوبا PETER KANNO	1,744	
			MUSAFIRI MICHEAL KAATO	1,249	
			WAFUTSEYOH EL-WAMBI JACK	2,290	
68	MITYANA	BUSUJU COUNTY	NYANZI VICENT	12,655	WINNER
			BULWA DENIS BELLO	391	
			NAKAYENGA REGINA	3,740	
			NSEREKO JOSEPH MARY	3,923	
		MITYANA CTY NORTH	KATENDE GORDON SEMATIKO	11,941	WINNER
			KIBUUKA STEPHEN	308	
			KIWANDA GODFREY SSUUBI	8,432	
			SENABULYA RONALD KEEYA	223	
		MITYANA CTY SOUTH	KADDUMUKASA SSOZI JEROME	20,321	WINNER
			NSHIMYE SEBUTULO AUGUSTINE	16,548	
69	NAKASEKE	NAKASEKE COUNTY	BBUMBA NAMIREMBE SYDA	32,219	WINNER
			LUTAMAGUZI PAULSON KASANA	1,410	
			SEMPALA MBUGA EDWARD WILLIAM	10,163	
			SENTEZA JOE	840	

APPENDIX K

SCORES FOR THE CANDIDATES FOR THE 2006 ELECTIONS OF THE DISTRICT WOMEN REPRESENTATIVES IN PARLIAMENT

Code	District	Candidate's Name	Votes Cast for Each Candidate	Winner
01	APAC	AMONGI BETTY .O.	81,274	WINNER
		ACHAN RUTH OGWENG	49,530	
		LAGADA AMONGI BEATRICE	30,855	
02	ARUA	BAKO CHRISTINE ABIA	84,770	WINNER
		AANIMU ANGUPALE	60,674	
		EYOTARU ALICE ARUMADRI	42,729	
03	BUNDIBUGYO	ALISEMERA BABIIHA JANE	38,755	WINNER
		SSEMUWEMBA CISSY	8,170	
		BWABASEKI ROSE	12,352	
04	BUSHENYI	BUSINGYE MARY KAROORO OKURUT		UNOPPOSED
05	GULU	AOL BETTY OCAN	102,627	WINNER
		LARUBI LUCY KIDEGA	5,051	
		AKECH OKULLU BETTY GRACE	22,178	
06	HOIMA	BYENKYA BEATRICE NYAKAISIKI	81,941	WINNER
		TIBUMANIYA STELLA MARIS FELICITY NGUZA	11,839	
07	IGANGA	MAGoola BEATRICE ZIRABAMUZAAL	100,752	WINNER
		KABAAL KWAGALA OLIVIA	81,931	
08	JINJA	TUMA RUTH	44,423	WINNER
		KALULE SEWALI ABBY NORAH	31,844	
		WEKIYA IRENE FLORENCE	15,314	
		NATUKUNDA IMMACULATE .N.	2,340	
		MAWANDA IRENE	5,762	
09	KABALE	MWESIGYE RUHINDI HOPE	113,957	WINNER
		KAMUSIIME MACLEAN BATWALE	43,358	
10	KABAROLE	MUGISA MUHANGA MARGARET	88,053	WINNER
		RABWONI JUDITH	16,429	
11	KALANGALA	NVUMETTA RUTH KAVUMA	7,140	WINNER
		NAMIREMBE FARIDAH	4,370	
		NAMUGENYI NOELINA KULAZIKULABE	2,147	
12	KAMPALA	SEMPALA NAGGAYI NABILAH	212,070	WINNER
		SEPUYA IKIRIA CHRISTINE	38,433	
		ZZIWA MARGARET NANTONGO	198,769	
		NABUKENYA NURU SSUKA	20,698	
13	KAMULI	ALITWALA REBECCA KADAGA	106,287	WINNER
		NAIKOBA PROSSY	35,481	
14	KAPCHORWA	CHEKAMONDO RUYKIYA KULANY	26,581	WINNER
		CHEROP TABU ESTHER	17,498	
15	KASESE	KIIZA WINFRED	85,989	WINNER
		BIIRA JOICE BWAMBALE	63,687	
16	KIBAALE	SEKITOLEKO KABONESA JULIET KIBIRIGE ABWOLI	113,924	WINNER
		NABAKOZA FLORENCE	17,466	
17	KIBOGA	NANKABIRWA RUTH SSENTAMU		UNOPPOSED
18	KISORO	KWIZERA EUDIA	55,380	WINNER
		MBABAZI GRACE	4,221	
		MANIRAKIZA ROSE MITIMITUJE	19,841	
19	KITGUM	ANYWAR ATIM .O. BEATRICE	38,607	WINNER

SCORES FOR THE CANDIDATES FOR THE 2006 ELECTIONS OF THE DISTRICT WOMEN REPRESENTATIVES IN PARLIAMENT

Code	District	Candidate's Name	Votes Cast for Each Candidate	Winner
		LANYERO SARAH OCHIENG	18,542	
		AKWERO JANE ODWONG	16,175	
20	KOTIDO	OKORIMOE JANET URACE AKECH	12,472	WINNER
		NAMOE ROSE	1,760	
		NACHAN LILLY URACE	9,872	
		AKELLO AKORA LESLIE EMMA	8,973	
21	KUMI	AKIROR AGNES	75,665	WINNER
		AMONGIN APORU CHRISTINE H.	33,551	
		AMONG FLORENCE	4,797	
22	LIRA	AMUGE REBECCA OTENGO	68,615	WINNER
		ADUPA ATALA RUTH	22,028	
		ATENG OTIM MARGARET	56,314	
		OGWANG PASKA GRACE	59,778	
23	LUWEERO	LUKWAGO REBECCA NALWANGA	37,440	WINNER
		MWAKA VICTORIA NAKIBONEKA	36,652	
		ALIRABA NASSANGA FLORENCE MUSOKE	19,441	
24	MASAKA	MUGERWA SAUDA NAMAGEWA	28,124	WINNER
		MAYANJA AGNES .M. MARGRET	27,668	
25	MASINDI	BINTU JALIA LUKUMU	67,613	WINNER
		ATUGONZA GRACE	18,895	
		NSUNGWA MILDRED .K.	34,637	
26	MBALE	WANGWA RUTAGYE NAGUDI ERINAH	45,643	WINNER
		NAGUDI MARIAM WAMBEDE	39,225	
		NAMULEMERI RUTH	11,402	
27	MBARARA	BOONA EMMA	85,987	WINNER
		MATEMBE MIRIA-KOBURUNGA	38,204	
28	MOROTO	NAMOE STELLA NYOMERA	25,621	WINNER
		ABOKA NACHUGE IMOKO NANCY	1,859	
		LOCHIAM MILGAN ROSE	7,382	
29	MOYO	AURU ANNE	14,129	WINNER
		BEY JULIE ROSE VUYAYA	3,890	
		MINDRA JOYO K. EUGENIA	10,527	
30	MPIGI	NAMIREMBE GERALDINE BITAMAZIRE	78,364	WINNER
		NALUBEGA HARRIET	36,160	
31	MUBENDE	NAJJUMA FARIDAH KASASA	105,033	WINNER
		NAMULEME CHRISTINE	21,424	
32	MUKONO	NALUGO SEKIZIYIVI MARY MARGARET	126,128	WINNER
		KYEWALABYE ELIZABETH KAGGWA	88,860	
33	NEBBI	AKUMU MAVENJINA CATHERINE	38,766	WINNER
		UDONGO BETTY PACUTHO	28,880	
		MUNGURIEK DEOGRATIOUS	30,668	
		THORAC GRACE	20,842	
34	NTUNGAMO	RWAKIMARI BEATRICE	107,127	WINNER
		NATUHWERA MAUREEN KYAKANA	36,978	
		AHIMBISIBWE		
35	PALLISA	NAMUYANGU KACHA JENNIPHER	56,772	WINNER
		TAMWENYA RUTH	13,985	
		BALUKA BETTY OMEKE	14,047	
		LOGOSE MONICA	47,077	
		NAKANGU SUSAN	12,029	

SCORES FOR THE CANDIDATES FOR THE 2006 ELECTIONS OF THE DISTRICT WOMEN REPRESENTATIVES IN PARLIAMENT

Code	District	Candidate's Name	Votes Cast for Each Candidate	Winner
		OTIM DOROTHY	7,761	
36	RAKAI	MUTAGAMBA MARIA LUBEGA EMILY		UNOPPOSED
37	RUKUNGIRI	MASIKO WINIFRED KOMUHANGI	61,349	WINNER
		KAMATENETI INGRID	32,154	
38	SOROTI	ALASO ALICE ASIANUT	88,665	WINNER
		ADYANGO RACHEL FRANCES	16,093	
		AMINAT OBUKU DEBRA	2,331	
39	TORORO	OBURU GRACE	58,304	WINNER
		ACHIENG SARAH OPENDI	18,820	
		ATHENO HELLEN	24,959	
		NYAKECHO KEZIAH OCHWO	26,742	
40	ADJUMANI	ERIYO JESSA	17,540	WINNER
		UJJO MAMAWI JOSEPHINE	3,164	
		DRANZOA LILLY	6,490	
		BAATIYO PALMA SAMUEL	919	
		ACHAN HELLEN	1,122	
41	BUGIRI	KASULE JUSTINE LUMAMBA	80,290	WINNER
		KAGOYA RACHEAL	3,050	
		NAMATENDE EVNICE	35,621	
42	BUSIA	MUNYIRA WABWIRE ROSE .O.	35,021	WINNER
		AGUTTU JUDITH MARY	1,792	
		NABULINDO JANE KWIBA	8,095	
		TAAKA KEVINAH WANDERA WANAH	32,505	
43	KATAKWI	ALUPO JESSICA .R.R EPEL	15,499	WINNER
		ANYAKOIT CECILIA	5,538	
		AKURUT VIOLET ADOME	11,852	
44	NAKASONGOLA	TUBWITA GRACE BAGAYA BUKENYA	25,820	WINNER
		NAMUGANGA SARAH	12,254	
		NAKANWAGI FARIDAH	1,703	
45	SSEMBABULE	BANGIRANA ANIFA KAWOBYA	28,818	WINNER
		KABATSI JOY KAFURA	27,727	
		NAKIGANDA IRENE JOSEPHINE	769	
		NAMUKASA JUSTINE MUKIIBI	2,387	
46	KAMWENGE	HASKAKA KABAHEWEZA FLORENCE		UNOPPOSED
47	KAYUNGA	NAYIGA FLORENCE SSEKABIRA	58,385	WINNER
		NAKWEDE HARRIET KAFERO	23,777	
48	KYENJOJO	KWEBIHA JOYCE	66,201	WINNER
		RWABUHORO KABAHEZA FLAVIA	42,341	
49	MAYUGE	NAKADAMA LUKIA	50,311	WINNER
		TELOPECHO DOROTHY	16,921	
		NGOBI JEAN FRANK	7,725	
50	PADER	AKELLO JUDITH FRANCA	33,031	WINNER
		LOWILA C.D. OKETAYOT	21,423	
		OKOT SANTA	13,976	
51	SIRONKO	MUKAYE WABUDEYA BEATRICE	52,600	WINNER
		NABUKWASI JANE MUTESI	1,447	
		NANDUDU ELIZABETH .R. MARY	1,821	
		WADADA FEMAR	42,171	
52	WAKISO	SENNIDE ROSEMARY NANSUBUGA	209,150	WINNER
		NAMPEWO JUDITH ROSEMARY KABANDA	77,509	

SCORES FOR THE CANDIDATES FOR THE 2006 ELECTIONS OF THE DISTRICT WOMEN REPRESENTATIVES IN PARLIAMENT

Code	District	Candidate's Name	Votes Cast for Each Candidate	Winner
		BIRUNGI REBBECA	47,505	
		KIGGUNDU STELLA JACQUELINE NAMAZZI	9,103	
53	YUMBE	OLERU HUDA	22,686	WINNER
		TIPERU NUSURA	19,905	
		MILLAR CHRISTINE	4,803	
54	KABERAMAIDO	AKWAU IBI FLORENCE	29,932	WINNER
		AMAJO MARY .M. ORIEKOT	15,927	
55	KANUNGU	KYATUHEIRE JACQUELINE	55,400	WINNER
		KOBUSINGYE ROBINAH	14,784	
		MWOROBIE JALIA NSEERA	1,065	
56	NAKAPIRIPIT	IRIAMA ROSE	15,738	WINNER
		NACHA LORIKA ROSE	10,351	
57	AMOLATAR	AMALI CAROLINE OKAO	13,912	WINNER
		AYO LYDIA	5,351	
		LATIGO OLAL SYLVIA	10,534	
		ALELO JANET	677	
58	AMURIA	ACEN RHODA	30,554	WINNER
		AUMA EDYEGU JANE	6,368	
		AKELLO DINAH GRACE	8,467	
		APOLOT FLORENCE OLIGO	3,903	
59	BUKWO	TETE CHELANGATI EVERLINE	8,515	WINNER
		CHEMUTAI EVERLYN	5,338	
		CHEMUTAI PHYLLIS	3,896	
60	BUTALEJA	HYUHA SAMALI DOROTHY	33,845	WINNER
		NANYONGA HADIJA	10,727	
		BYAKIKA SUSAN	4,598	
61	IBANDA	KIBOIJANA MARGARET .N.		UNOPPOSED
62	ISINGIRO	KYOKUHAIRWA KYAKA VICCY	94,258	WINNER
		KYAKUHAIRE STELLA MASIKO KAFUREKA	10,739	
		BIRIKWIJA EDITH MWEBAZE	7,571	
63	KAABONG	NARWANG CHRISTINE	13,621	WINNER
		AKELLO ROSE LILLY	5,612	
		NAPIYO AGNES ACHUKA	5,068	
64	KALIRO	KISIRA MARGARET	20,131	WINNER
		KALIKWANI IRENE	17,917	
		KADAMA ELIZABETH .M.	3,502	
		EREEMYE NAIGA REBECCA	926	
		BULOLO AGNES .K.	3,392	
		NANYANGA JOYCE HARRIET	1,795	
65	KIRUHURA	BARUMBA BEATRICE RUSANIYA	46,030	WINNER
		KABOYO ALICE KARAMUZI	35,558	
66	KOBOKO	BABA DIRI MARGARET		UNOPPOSED
67	MANAFA	KAYAGI SARAH NETALISIRE	83,458	WINNER
		WAKWALE BASE CATHERINE	17,637	
		BARASA ALICE PEKKE	9,423	
68	MITYANA	SSINABULYA SYLVIA NAMABIDDE	69,108	WINNER
		KIRYOWA IRENE	8,294	
		NABUUMA SUSAN	20,896	
		BINAYISA JOY NOELINE	858	
69	NAKASEKE	NAMAYANJA ROSE NSEREKO		NOPPOSED

APPENDIX L

GAZETTED WINNERS OF PARLIAMENTARY ELECTIONS, 2006

Members of the Eighth Parliament

Dist Code	District Name	Const Code	Constituency Name	Name of Member of Parliament	Political Party	Category of MP
01	APAC	001	KOLE COUNTY	OGWANG, John	UPC	Directly Elected Member
		002	KWANIA COUNTY	ANOKBONGGO, Willy Washington	UPC	Directly Elected Member
		003	MARUZI COUNTY	EBONG, David	INDEPENDENT	Directly Elected Member
		004	OYAM COUNTY NORTH	WACHA, Ben	INDEPENDENT	Directly Elected Member
		005	OYAM COUNTY SOUTH	OKULO, Epak Yefusa	INDEPENDENT	Directly Elected Member
02	ARUA	007	AYIVU COUNTY	ANGUFIRU, Margaret	INDEPENDENT	Directly Elected Member
		009	MADI-OKOLLO COUNTY	ARUMADRI, John Drazu	FDC	Directly Elected Member
		010	MARACHA COUNTY	AADROA, Onzima Alex	FDC	Directly Elected Member
		011	TEREGO COUNTY	WADRI, Kasiano Ezati	FDC	Directly Elected Member
		012	VURRA COUNTY	EJUA, Simon	NRM	Directly Elected Member
		013	ARUA MUNICIPALITY	AHBAR, Hussein Godi	FDC	Directly Elected Member
03	BUNDIBUGYO	014	BWAMBA COUNTY	KAMANDA, Cos Bataringaya	NRM	Directly Elected Member
		015	NTOROKO COUNTY	MUGARRA, Kabagambe Francis	NRM	Directly Elected Member
		215	BUGHENDERA COUNTY	MATTE, Joseph Sibalinghana Kiregheya	NRM	Directly Elected Member
04	BUSHENYI	016	BUHWEJU COUNTY	BIKWASIZEHI, Kihuka Deusdedit	NRM	Directly Elected Member
		017	BUNYARUGURU COUNTY	TINDAMANYIRE, Kabondo Gaudioso	NRM	Directly Elected Member
		018	IGARA CTY EAST	NDUHUURA, Richard Barugahare	NRM	Directly Elected Member
		019	IGARA COUNTY WEST	BAZANA, Kabwegyere Tarsis	NRM	Directly Elected Member
		020	RUHINDA COUNTY	OTAFIIRE, Kahinda	NRM	Directly Elected Member
		021	SHEEMA CTY NORTH	TUMWESIGYE, Elioda	NRM	Directly Elected Member
		022	SHEEMA CTY SOUTH	KAMUNTU, Ephraim	NRM	Directly Elected Member
05	GULU	023	ASWA COUNTY	OKUMU, Ronald Reagan	FDC	Directly Elected Member
		024	KILAK COUNTY	NYEKO, Ocula Michael	FDC	Directly Elected Member
		025	NWOYA COUNTY	OYET, Simon	FDC	Directly Elected Member
05	GULU	026	OMORO COUNTY	TOOLIT, Simon Akecha	FDC	Directly Elected Member
		027	GULU MUNICIPAL COUNCIL	OCENG, D. Alex Penyttoo	FDC	Directly Elected Member
06	HOIMA	028	BUGAHYA COUNTY	KIIZA, Rwebembera James	NRM	Directly Elected Member
		029	BUHAGUZI COUNTY	KYAHURWENDA, Abwooli .K. Tom	NRM	Directly Elected Member
07	IGANGA	030	BUGWERI COUNTY	KIRUNDA, Kivejinja Ali Muwabe	NRM	Directly Elected Member
		037	BUSIKI COUNTY	MUSOKE, Moses Mutabaali	NRM	Directly Elected Member
		038	KIGULU COUNTY NORTH	BALIDDAWA, Edward Kafufu	NRM	Directly Elected Member
		039	KIGULU COUNTY SOUTH	MUWUMA, Milton Kalulu	NRM	Directly Elected Member
		040	LUUKA COUNTY	MULUMBA, Meddie .B.	NRM	Directly Elected

GAZETTED WINNERS OF PARLIAMENTARY ELECTIONS, 2006

Members of the Eighth Parliament

Dist Code	District Name	Const Code	Constituency Name	Name of Member of Parliament	Political Party	Category of MP
						Member
08	JINJA	041	BUTEMBE COUNTY	MIGEREKO Daudi	NRM	Directly Elected Member
		042	KAGOMA COUNTY	MBAGADHI, Frederick Nkayi	NRM	Directly Elected Member
		043	JINJA MUNIC. EAST	IGEME, Nathan Nabeta	NRM	Directly Elected Member
		044	JINJA MUNICIPALITY WEST	KASIGWA, Harry	FDC	Directly Elected Member
09	KABALE	045	NDORWA CTY EAST	NIWAGABA, Wilfred	NRM	Directly Elected Member
		046	NDORWA CTY WEST	BAHATI, David	NRM	Directly Elected Member
		047	RUBANDA CTY EAST	AHABWE, Pereza Godfrey	NRM	Directly Elected Member
		048	RUBANDA CTY WEST	BANYENZAKI, Henry	NRM	Directly Elected Member
		049	RUKIGA COUNTY	BYANAGWA, Samuel Rwamafa	NRM	Directly Elected Member
		050	KABALE MUNICIPALITY	RUKUNDO, Serapio	NRM	Directly Elected Member
10	KABAROLE	051	BUNYANGABU COUNTY	MWESIGE, Adolf	NRM	Directly Elected Member
		052	BURAHYA COUNTY	KASAJJA, Stephen Kagwera	NRM	Directly Elected Member
		058	FORT PORTAL MUNICIPALITY	KALIBA, Steven	NRM	Directly Elected Member
11	KALANGALA	059	BUJUMBA COUNTY	BADDA, Fred	NRM	Directly Elected Member
		060	KYAMUSWA	KABUUSU, Moses Wagaba	INDEPENDENT	Directly Elected Member
12	KAMPALA	061	KAMPALA CENTRAL	LUKWAGO, Erias	DP	Directly Elected Member
		062	KAWEMPE DIV. NORTH	SSEBAGGALA, Abdlatif Ssengendo	DP	Directly Elected Member
		063	KAWEMPE DIV. SOUTH	SEBULIBA, Mutumba Richard	DP	Directly Elected Member
		064	MAKINDYE DIV. EAST	MABIKKE, Michael	INDEPENDENT	Directly Elected Member
		065	MAKINDYE DIVISION WEST	KYANJO, Hussein	JEEMA	Directly Elected Member
		066	RUBAGA DIVISION NORTH	KAMYA, Beti Olive Namisango	FDC	Directly Elected Member
		067	RUBAGA DIV. SOUTH	NAMPIJJA, Lukyamuzi Susan	CP	Directly Elected Member
		068	NAKAWA DIVISION	RUHINDI, Freddie	NRM	Directly Elected Member
13	KAMULI	069	BUDIOPE COUNTY	BALIKOWA, Henry	NRM	Directly Elected Member
		070	BUGABULA COUNTY NORTH	MENHYA, Gerald Simon	NRM	Directly Elected Member
		071	BUGABULA SOUTH	KIYINGI, Asuman	NRM	Directly Elected Member
		073	BUZAAYA	MUSUMBA, Isaac Isanga	NRM	Directly Elected Member
14	KAPCHORWA	075	KWEEN COUNTY	ARAPKISSA, Yekko John	INDEPENDENT	Directly Elected Member
		076	TINGEY COUNTY	SABILA, Herbert Kaale	NRM	Directly Elected Member
15	KASESE	077	BUKONZO COUNTY EAST	KITHENDE, Kalibogha Apporinali	INDEPENDENT	Directly Elected Member
		078	BUKONZO COUNTY WEST	KIYONGA, Chrispus	NRM	Directly Elected Member
		079	BUSONGORA COUNTY NORTH	KYETUNDA, Elijah	NRM	Directly Elected Member

GAZETTED WINNERS OF PARLIAMENTARY ELECTIONS, 2006

Members of the Eighth Parliament

Dist Code	District Name	Const Code	Constituency Name	Name of Member of Parliament	Political Party	Category of MP
		080	BUSONGORA COUNTY SOUTH	KIBANZANGA, Christopher Mbalibulaa Taban	FDC	Directly Elected Member
16	KIBAALE	081	BUGANGAIZI COUNTY	BAKEINE, Mabel Lilian Komugisha	NRM	Directly Elected Member
		082	BUYAGA COUNTY	TINKASHIMIRE, Barnabas	NRM	Directly Elected Member
		083	BUYANJA COUNTY	KASAJA, Matia	NRM	Directly Elected Member
17	KIBOGA	084	KIBOGA COUNTY EAST	SERUNJOI, Lastus Katende	NRM	Directly Elected Member
		085	KIBOGA COUNTY WEST	NDAWULA, Edward Mike Kaweesi	NRM	Directly Elected Member
18	KISORO	086	BUFUMBIRA CTY EAST	BUTURO, Nsaba	NRM	Directly Elected Member
18		087	BUFUMBIRA CTY NORTH	BAHANE, Niyibizi Silver	NRM	Directly Elected Member
		088	BUFUMBIRA CTY SOUTH	BUCHANAYANDI, Tress	INDEPENDENT	Directly Elected Member
19	KITGUM	091	CHUA COUNTY	OKELLO, Okello John Livingstone	UPC	Directly Elected Member
		092	LAMWO COUNTY	ONEK, Obaloker Hilary	NRM	Directly Elected Member
20	KOTIDO	094	JIE COUNTY	LOKII, Peter Abrahams	NRM	Directly Elected Member
		095	LABWOR COUNTY	OJWOK, Omwony	NRM	Directly Elected Member
21	KUMI	096	BUKEDEA COUNTY	ODUMAN, Albert charles okello	FDC	Directly Elected Member
		097	KUMI COUNTY	AMURIAT, Oboi Patrick	FDC	Directly Elected Member
		098	NGORA COUNTY	EPETAIT, Francis	FDC	Directly Elected Member
22	LIRA	099	DOKOLO COUNTY	OKOT, Ogong Felix	NRM	Directly Elected Member
		100	ERUTE CTY NORTH	AGIRO, Gutmoi Charles	INDEPENDENT	Directly Elected Member
		101	ERUTE CTY SOUTH	ODIT, John	UPC	Directly Elected Member
		103	MOROTO COUNTY	OBUA-OGWAL, Benson	UPC	Directly Elected Member
		104	OTUKE COUNTY	ATUBO, Omara Daniel	INDEPENDENT	Directly Elected Member
		105	LIRA MUNICIPALITY	AKENA, James Jimmy Micheal	UPC	Directly Elected Member
23	LUWEERO	107	KATIKAMU COUNTY NORTH	BYANDALA, Abraham James	NRM	Directly Elected Member
		108	KATIKAMU COUNTY SOUTH	KHIDDU, Makubuya Edward	NRM	Directly Elected Member
		110	BAMUNANIKA COUNTY	SEKYANZI, Ndawula Ali	NRM	Directly Elected Member
24	MASAKA	111	BUKOMANSIMBI CTY	LUBYAYI, Iddi Kisiki	INDEPENDENT	Directly Elected Member
		112	BUKOTO MID-WEST	SEJJOBA, Isaac	INDEPENDENT	Directly Elected Member
		113	BUKOTO WEST	KITATTA, Aboud	NRM	Directly Elected Member
		114	BUKOTO EAST	ALINTUMA, John Nsambu .C.	NRM	Directly Elected Member
		115	BUKOTO SOUTH	BIREKERA AWO, Nsubuga Mathius	DP	Directly Elected Member
		116	BUKOTO CENTRAL	SSEKANDI, Edward Kiwanuka	NRM	Directly Elected Member
24	MASAKA	117	KALUNGU EAST	SSERUNJOI, James Mukiibi	INDEPENDENT	Directly Elected Member
		118	KALUNGU WEST	YIGA, Anthony	NRM	Directly Elected Member

GAZETTED WINNERS OF PARLIAMENTARY ELECTIONS, 2006

Members of the Eighth Parliament

Dist Code	District Name	Const Code	Constituency Name	Name of Member of Parliament	Political Party	Category of MP
		121	MASAKA MUNICIPALITY	KAWANGA, John Baptist	DP	Directly Elected Member
25	MASINDI	122	BUJENJE COUNTY	KABAKUMBA, Labwooni Masiko	NRM	Directly Elected Member
		123	BULIISA COUNTY	MUKITALE, Biraahwa Stephen Adyeri	NRM	Directly Elected Member
		124	BURULI COUNTY	KAAHWA, Erisa Amooti	NRM	Directly Elected Member
		125	KIBANDA COUNTY	OWOR, Amooti Otada	NRM	Directly Elected Member
26	MBALE	131	BUNGOKHO CTY NORTH	GUDOI, Yahaya	NRM	Directly Elected Member
		132	BUNGOKHO CTY SOUTH	KAFABUSA, Micheal Werikhe	NRM	Directly Elected Member
		134	MBALE MUNICIPALITY	KAJEKE, Wilfred	FDC	Directly Elected Member
27	MBARARA	140	KASHARI COUNTY	TIBAMANYA, Urban .P.K.	NRM	Directly Elected Member
		143	RWAMPARA	NGABIRANO, Charles	NRM	Directly Elected Member
		144	MBARARA MUNICIPALITY	ARIMPA , Kigyagi John	NRM	Directly Elected Member
28	MOROTO	145	BOKORA COUNTY	ACHIA, Terence Naco	NRM	Directly Elected Member
		147	MATHENIKO COUNTY	ABURA, Samuel Pirir	NRM	Directly Elected Member
		150	MOROTO MUNICIPALITY	OGWEL, Loote Sammy	INDEPENDENT	Directly Elected Member
29	MOYO	152	OBONGI COUNTY	FUNGAROO, Kaps Hassan	FDC	Directly Elected Member
		153	WEST MOYO CTY	APILIGA, Moses Jako	UPC	Directly Elected Member
30	MPIGI	157	BUTAMBALA COUNTY	KADUNABBI, Ibrahim Lubega Iga	NRM	Directly Elected Member
		158	GOMBA COUNTY	NAJEMBA, Rosemary Muyinda	NRM	Directly Elected Member
		162	MAWOKOTA COUNTY NORTH	MUTULUUZA, Peter Claveri .B.	NRM	Directly Elected Member
		163	MAWOKOTA COUNTY SOUTH	LUBYAYI, John-Bosco Sseguya	NRM	Directly Elected Member
31	MUBENDE	166	BUWEKULA COUNTY	BWERERE, Kasole .L. Edward	NRM	Directly Elected Member
		167	KASSANDA CTY NORTH	SSALABAYA, Haruuna	NRM	Directly Elected Member
31		168	KASSANDA CTY SOUTH	NYOMBI, Thembo .G.W.	NRM	Directly Elected Member
32	MUKONO	172	BUIKWE CTY NORTH	KAKOBA, Onyango	NRM	Directly Elected Member
		173	BUIKWE CTY WEST	MUWULIZE, Norman Ibrahim	INDEPENDENT	Directly Elected Member
		174	BUIKWE COUNTY SOUTH	MUKASA, Anthony Harris	NRM	Directly Elected Member
		175	BUVUMA CTY (ISLANDS)	NSUBUGA, William	NRM	Directly Elected Member
		176	MUKONO CTY NORTH	BAKALUBA, Mukasa Peter	NRM	Directly Elected Member
		177	MUKONO CTY SOUTH	MUKWAYA, Balunzi Janat	NRM	Directly Elected Member
		178	NAKIFUMA COUNTY	MUGAMBE, Joseph Kifomusana	NRM	Directly Elected Member
33	NEBBI	181	JONAM COUNTY	JACHAN, Fred Omach Mandir	NRM	Directly Elected Member
		182	OKORO COUNTY	D'UJANGA, Simon Giw	NRM	Directly Elected Member
		183	PADYERE COUNTY	RINGE, Chan David	UPC	Directly Elected Member

GAZETTED WINNERS OF PARLIAMENTARY ELECTIONS, 2006

Members of the Eighth Parliament

Dist Code	District Name	Const Code	Constituency Name	Name of Member of Parliament	Political Party	Category of MP
34	NTUNGAMO	184	KAJARA COUNTY	TASHOBYA, N. Stephen	NRM	Directly Elected Member
		185	RUHAAMA COUNTY	MUSEVENI, Janet Kataha	NRM	Directly Elected Member
		186	RUSHENYI COUNTY	RUKUTANA, Mwesigwa	NRM	Directly Elected Member
35	PALLISA	187	BUDAKA COUNTY	KIRYAPAWO, Loi Kageni	NRM	Directly Elected Member
		188	BUTEBO COUNTY	MALLINGA, Stephen Oscar	NRM	Directly Elected Member
		189	KIBUKU COUNTY	KAMBA, Saleh .M.W.	NRM	Directly Elected Member
		190	PALLISA COUNTY	OPANGE, Louis	INDEPENDENT	Directly Elected Member
36	RAKAI	191	KABULA COUNTY	KAKOOZA, James	NRM	Directly Elected Member
		192	KAKUUTO COUNTY	KASAMBA, Mathias	NRM	Directly Elected Member
		193	KOOKI COUNTY	MAGULUMAALI, Mugumya Erasmus	INDEPENDENT	Directly Elected Member
		194	KYOTERA COUNTY	MUJUZI, Pius	NRM	Directly Elected Member
37	RUKUNGIRI	197	RUBABO COUNTY	TURYAHIKAYO, Kebirungi Mary Paula	NRM	Directly Elected Member
		198	RUJUMBURA COUNTY	MUHWEZI, Jim Katugugu	NRM	Directly Elected Member
38	SOROTI	203	KASILO COUNTY	OKUPA, Elijah	FDC	Directly Elected Member
		204	SERERE COUNTY	OTEKAT, John Emilly	INDEPENDENT	Directly Elected Member
		205	SOROTI COUNTY	OMOLO, Peter	FDC	Directly Elected Member
		207	SOROTI MUNICIPALITY	EKEMU, Charles Willy	FDC	Directly Elected Member
39	TORORO	209	WEST BUDAMA CTY NORTH	OKECHO, William	INDEPENDENT	Directly Elected Member
		210	WEST BUDAMA CTY SOUTH	OTIAM, Otaala Emmanuel	NRM	Directly Elected Member
		213	TORORO COUNTY	EKANYA, Geoffrey	FDC	Directly Elected Member
		214	TORORO MUNICIPALITY	TANNA, Sanjay	INDEPENDENT	Directly Elected Member
40	ADJUMANI	151	EAST MOYO	PIRO, Santos Eruaga	INDEPENDENT	Directly Elected Member
41	BUGIRI	031	BUKOOLI CENTRAL	MUKISA, Fred Douglas Mwanja	NRM	Directly Elected Member
		032	BUKOOLI NORTH	BALINGIRIRA, Abdul Nakendo	NRM	Directly Elected Member
		033	BUKOOLI SOUTH	OCHIENG, Peter Patrick	NRM	Directly Elected Member
42	BUSIA	211	SAMIA BUGWE NORTH	WASIKE, Stephen Mugeni	NRM	Directly Elected Member
		212	SAMIA BUGWE CTY SOUTH	OPIO, Gabriel	NRM	Directly Elected Member
43	KATAKWI	206	USUK COUNTY	OLENY, Charles ojok	INDEPENDENT	Directly Elected Member
44	NAKASONGOLA	106	NAKASONGOLA COUNTY	NYOMBI, Peter	INDEPENDENT	Directly Elected Member
45	SSEMBABULE	119	LWEMİYAGA COUNTY	SSEKIKUBO, Theodore	NRM	Directly Elected Member
		120	MAWOGOLA COUNTY	KUTESA, Sam Kahamba	NRM	Directly Elected Member
46	KAMWENGE	053	KIBALE COUNTY	TUMWEBAZE, K. Frank	NRM	Directly Elected Member
		054	KITAGWENDA COUNTY	BYAMUKAMA, Nulu	NRM	Directly Elected Member

GAZETTED WINNERS OF PARLIAMENTARY ELECTIONS, 2006

Members of the Eighth Parliament

Dist Code	District Name	Const Code	Constituency Name	Name of Member of Parliament	Political Party	Category of MP
47	KAYUNGA	171	BBALE COUNTY	MADADA, Kyebakoze Suleiman	NRM	Directly Elected Member
		179	NTENJERU CTY NORTH	NYOMBI, Nansubuga Sarah	NRM	Directly Elected Member
		180	NTENJERU CTY SOUTH	KAZIBWE, Musisi Tom	NRM	Directly Elected Member
48	KYENJOJO	055	KYAKA COUNTY	KATONGOLE, Badhul	NRM	Directly Elected Member
48		056	MWENGE COUNTY NORTH	BUTIME, Tom R.	NRM	Directly Elected Member
		057	MWENGE COUNTY SOUTH	KAJARA, Aston Peterson	NRM	Directly Elected Member
49	MAYUGE	034	BUNYA COUNTY EAST	KUBEKETERYA, James	NRM	Directly Elected Member
		035	BUNYA SOUTH	KYEYAGO, Jowali Kagwa	NRM	Directly Elected Member
		036	BUNYA COUNTY WEST	BAGIIRE, Aggrey Henry	NRM	Directly Elected Member
50	PADER	089	AGAGO COUNTY	OGENGA, Latigo Morris .W.	FDC	Directly Elected Member
		090	ARUU COUNTY	ODONGA, Samuel Otto	FDC	Directly Elected Member
51	SIRONKO	128	BUDADIRI COUNTY EAST	BUSIMA, Cosmas Mafabi .W.	NRM	Directly Elected Member
		129	BUDADIRI COUNTY WEST	NANDALA, Mafabi Nathan	FDC	Directly Elected Member
		130	BULAMBULI COUNTY	WAMAKUYU, Mudimi	NRM	Directly Elected Member
52	WAKISO	154	BUSIRO CTY EAST	NAKAWUKI, Susan	FDC	Directly Elected Member
		155	BUSIRO NORTH	BUKENYA, Gilbert Baliseka	NRM	Directly Elected Member
		156	BUSIRO CTY SOUTH	BALIKUDEMBE, Joseph Mutebi	DP	Directly Elected Member
		159	KYADONDO CTY EAST	NJUBA, Samuel Kalega	FDC	Directly Elected Member
		160	KYADONDO COUNTY NORTH	KIBIRIGE, Sebunya Israel	NRM	Directly Elected Member
		161	KYADONDO COUNTY SOUTH	KIKUNGWE, Issa	DP	Directly Elected Member
		164	ENTEBBE MUNICIPALITY	KAWUMA, Mohamed	DP	Directly Elected Member
53	YUMBE	006	ARINGA COUNTY	OLEGA, Ashraf Noah	NRM	Directly Elected Member
54	KABERAMAIDO	200	KABERAMAIDO COUNTY	EMIGU, Julius Peter	FDC	Directly Elected Member
		201	KALAKI COUNTY	EUKU, Simon Ross	UPC	Directly Elected Member
55	KANUNGU	195	KINKIZI CTY EAST	BARYOMUNSI, Chris	NRM	Directly Elected Member
		196	KINKIZI CTY WEST	AMAMA, Mbabazi	NRM	Directly Elected Member
56	NAKAPIRIPIT	146	CHEKWII CTY (KADAM)	LOKERIS, Peter .T. Aimat	NRM	Directly Elected Member
		148	PIAN COUNTY	ACHIA, Remigio	NRM	Directly Elected Member
56		149	UPE COUNTY	KIYONGA, Francis Adamson	INDEPENDENT	Directly Elected Member
57	AMOLATAR	102	KIOGA COUNTY	OJOK, B'leo	INDEPENDENT	Directly Elected Member
58	AMURIA	199	AMURIA COUNTY	ECWERU, Musa Francis	NRM	Directly Elected Member
		202	KAPELEBYONG	MALINGA, Johnson	INDEPENDENT	Directly Elected Member
59	BUKWO	074	KONGASIS COUNTY	BARTILE, Johnson Toskin	NRM	Directly Elected Member

GAZETTED WINNERS OF PARLIAMENTARY ELECTIONS, 2006

Members of the Eighth Parliament

Dist Code	District Name	Const Code	Constituency Name	Name of Member of Parliament	Political Party	Category of MP
60	BUTALEJA	208	BUNYOLE COUNTY	DOMBO, Emmanuel Lumala	NRM	Directly Elected Member
61	IBANDA	136	IBANDA CTY NORTH	GUMA, Gumisiriza David	NRM	Directly Elected Member
		137	IBANDA CTY SOUTH	BYABAGAMBI, John	NRM	Directly Elected Member
62	ISINGIRO	135	BUKANGA COUNTY	BYANYIMA, Nathan	NRM	Directly Elected Member
		138	ISINGIRO COUNTY NORTH	RWAMIRAMA, Kanyontore Bright	NRM	Directly Elected Member
		139	ISINGIRO CTY SOUTH	BYARUGABA, Alex Bakunda	NRM	Directly Elected Member
63	KAABONG	093	DODOTH COUNTY	AEL, Ark Lodou	NRM	Directly Elected Member
64	KALIRO	072	BULAMOGI	WAMBUZI, Nelson .G.	NRM	Directly Elected Member
65	KIRUHURA	141	KAZO COUNTY	NASASIRA, John Mwoono	NRM	Directly Elected Member
		142	NYABUSHOZI COUNTY	MUGYENYI, Rutamwebwa Mary	NRM	Directly Elected Member
66	KOBOKO	008	KOBOKO COUNTY	BABA, James Boliba	NRM	Directly Elected Member
67	MANAFA	126	BUBULO COUNTY WEST	BUKENI, Gyabi Fred	NRM	Directly Elected Member
		127	BUBULO COUNTY EAST	WOPUWA, George William	NRM	Directly Elected Member
		133	MANJIYA COUNTY	WAKIKONA, Wandendeya David	NRM	Directly Elected Member
68	MITYANA	165	BUSUJU COUNTY	NYANZI, Vicent	NRM	Directly Elected Member
		169	MITYANA CTY NORTH	KATENDE, Gordon Sematiko	NRM	Directly Elected Member
		170	MITYANA CTY SOUTH	KADDUMUKASA, Ssozi Jerome	INDEPENDENT	Directly Elected Member
69	NAKASEKE	109	NAKASEKE COUNTY	BBUMBA, Namirembe Syda	NRM	Directly Elected Member
01	APAC			AMONGI, Betty .O.	INDEPENDENT	District Woman Representative
02	ARUA			BARO, Christine Abia	FDC	District Woman Representative
03	BUNDIBUGYO			ALISEMERA, Babiha Jane	NRM	District Woman Representative
04	BUSHENYI			BUSINGYE, Mary Karoro Okurut	NRM	District Woman Representative
05	GULU			AOL, Betty Ocan	FDC	District Woman Representative
06	HOIMA			BYENKYA, Beatrice Nyakaisiki	NRM	District Woman Representative
07	IGANGA			MAGoola, Zirabamuzaale Beatrice	NRM	District Woman Representative
08	JINJA			TUMA, Ruth	NRM	District Woman Representative
09	KABALE			MWESIGYE, Ruhindi Hope	NRM	District Woman Representative
10	KABAROLE			MUGISA, Muhanga Margaret	NRM	District Woman Representative
11	KALANGALA			NVUMETTA, Ruth Kavuma	NRM	District Woman Representative
12	KAMPALA			SEMPALA, Naggayi Nabilah	FDC	District Woman Representative
13	KAMULI			ALITWALA, Rebecca Kadaga	NRM	District Woman Representative
14	KAPCHORWA			CHEKAMONDO, Ruykiya Kulany	NRM	District Woman Representative
15	KASESE			KIIZA, Winfred	FDC	District Woman

GAZETTED WINNERS OF PARLIAMENTARY ELECTIONS, 2006

Members of the Eighth Parliament

Dist Code	District Name	Const Code	Constituency Name	Name of Member of Parliament	Political Party	Category of MP
						Representative
16	KIBAALE			SEKITOLEKO, Kabonesa Juliet Kibirige Abwoli	NRM	District Woman Representative
17	KIBOGA			NANKABIRWA, Ruth Sentamu	NRM	District Woman Representative
18	KISORO			KWIZERA, Eudia	NRM	District Woman Representative
19	KITGUM			ANYWAR, Atim .O. Beatrice	FDC	District Woman Representative
20	KOTIDO			OKORIMOE, Janet Grace Akech	NRM	District Woman Representative
21	KUMI			AKIROR, Agnes	FDC	District Woman Representative
22	LIRA			AMUGE, Rebecca Otengo	INDEPENDENT	District Woman Representative
23	LUWEERO			LUKWAGO, Rebecca Nalwanga	INDEPENDENT	District Woman Representative
24	MASAKA			MUGERWA, Sauda Namagewa	NRM	District Woman Representative
25	MASINDI			BINTU, Jalia Lukumu Abwooli	NRM	District Woman Representative
26	MBALE			WANGWA, Rutangye Nagudi Erinah	NRM	District Woman Representative
27	MBARARA			BOONA, Emma	NRM	District Woman Representative
28	MOROTO			NAMOE, Stella Nyomera	NRM	District Woman Representative
29	MOYO			AURU, Anne	INDEPENDENT	District Woman Representative
30	MPIGI			NAMIREMBE, Geraldine Bitamazire	NRM	District Woman Representative
31	MUBENDE			NAJJUMA, Faridah Kasasa	NRM	District Woman Representative
32	MUKONO			NALUGO, Sekiziyivu Mary Margaret	NRM	District Woman Representative
33	NEBBI			AKUMU, Mavenjina Catherine	NRM	District Woman Representative
34	NTUNGAMO			RWAKIMARI, Beatrice	NRM	District Woman Representative
35	PALLISA			NAMUYANGU, Kacha Jennipher	NRM	District Woman Representative
36	RAKAI			MUTAGAMBA, Maria Lubega Emily	NRM	District Woman Representative
37	RUKUNGIRI			MASIKO, Winifred Komuhangi	NRM	District Woman Representative
38	SOROTI			ALASO, Alice Asianut	FDC	District Woman Representative
39	TORORO			OBURU, Grace	NRM	District Woman Representative
40	ADJUMANI			ERIYO, Jesca	NRM	District Woman Representative
41	BUGIRI			KASULE, Justine Lumumba	NRM	District Woman Representative
42	BUSIA			MUNYIRA, Wabwire Rose .O.	NRM	District Woman Representative
43	KATAKWI			ALUPO, Jessica R. Epel	NRM	District Woman Representative
44	NAKASONGOLA			TUBWITA, Grace Bagaya Bukenya	NRM	District Woman Representative
45	SSEMBABULE			BANGIRANA, Anifa Kawooya	NRM	District Woman Representative
46	KAMWENGE			HASHAKA, Kabahweza Florence	NRM	District Woman Representative
47	KAYUNGA			NAYIGA, Florence Ssekabira	NRM	District Woman Representative
48	KYENJOJO			KWEBIHA, Joyce	NRM	District Woman Representative

GAZETTED WINNERS OF PARLIAMENTARY ELECTIONS, 2006

Members of the Eighth Parliament

Dist Code	District Name	Const Code	Constituency Name	Name of Member of Parliament	Political Party	Category of MP
49	MAYUGE			NAKADAMA, Lukia	NRM	District Woman Representative
50	PADER			AKELLO, Judith Franca	FDC	District Woman Representative
51	SIRONKO			MUKAYE, Wabudeya Beatrice	NRM	District Woman Representative
52	WAKISO			SSENINDE, Rosemary Nansubuga	NRM	District Woman Representative
53	YUMBE			OLERU, Huda	INDEPENDENT	District Woman Representative
54	KABERAMAIDO			EKWU, Ibi Florence	FDC	District Woman Representative
55	KANUNGU			KYATUHEIRE, Jacqueline	NRM	District Woman Representative
56	NAKAPIRIPIT			IRIAMA, Rose	INDEPENDENT	District Woman Representative
57	AMOLATAR			AMALI, Caroline Okao	INDEPENDENT	District Woman Representative
58	AMURIA			ACEN, Rhoda	FDC	District Woman Representative
59	BUKWO			TETE, Chelangat Everline	NRM	District Woman Representative
60	BUTALEJA			HYUHA, Samali Dorothy	NRM	District Woman Representative
61	IBANDA			KIBOIJANA, Margaret .N.	NRM	District Woman Representative
62	ISINGIRO			KYOKUHAIRWA, Kyaka Vicky	NRM	District Woman Representative
63	KAABONG			NAKWANG, Christine Tubbo	NRM	District Woman Representative
64	KALIRO			KISIRA, Margaret	NRM	District Woman Representative
65	KIRUHURA			BARUMBA, Beatrice Rusaniya	INDEPENDENT	District Woman Representative
66	KOBOKO			BABA DIRI, Margaret	NRM	District Woman Representative
67	MANAFA			KAYAGI, Sarah Netalisire	NRM	District Woman Representative
68	MITYANA			SSINABULYA, Sylvia Namabidde	NRM	District Woman Representative
69	NAKASEKE			NAMAYANJA, Rose Nsereko	NRM	District Woman Representative
				BALYEJJUSA, Julius	NRM	PWD Eastern Region
				KATURAMU, Hood Kiribedda	NRM	PWD Western Region
				NALULE, Safia	NRM	PWD Female Representative
				NDEEZI, Alex	NRM	PWD Central Region
				NOKRACH, Wilson William	NRM	PWD Northern Region
				BAKKABULINDI, Charles	NRM	Worker's Representative
				PAJOBO, Joram Bruno	NRM	Worker's Representative
				SSENTONGO, Nabulya Theopista	NRM	Worker's Representative
				TUUNDE, Mary Marion Nalubega	NRM	Worker's Female Representative
				LYOMOKI, Sam	NRM	Worker's Representative

GAZETTED WINNERS OF PARLIAMENTARY ELECTIONS, 2006

Members of the Eighth Parliament

Dist Code	District Name	Const Code	Constituency Name	Name of Member of Parliament	Political Party	Category of MP
				MAKUMBI, James		UPDF Representative
				OKELLO, Francis		UPDF Representative
				MPABWA, Sarah		UPDF Representative
				KYAMULESIRE, Ramadhan		UPDF Representative
				MANONI, Phinehas Katirima		UPDF Representative
				ARONDA, Nyakairima		UPDF Representative
				TINYEFUZA, David		UPDF Representative
				TUMWINE, Elly T.		UPDF Representative
				Kyomugisha Grace		UPDF Representative
				OKETTA, Julius Facki		UPDF Representative
				KASHAIJA, Robert	NRM	Youth Representative Western
				KIBEDI, Zaahe Wanume	NRM	Youth Representative Eastern
				MUYOMBA, Joseph Kasozi	NRM	Youth Representative Central
				NALUBEGA, Mariam	INDEPENDENT	Female Youth Representative
				OBUA, Denis Hamson	NRM	Youth Representative Northern

APPENDIX M

THE LIST OF GAZETTED DISTRICT CHAIRPERSON, 2006

DISTRICT CODE	DISTRICT NAME	SURNAME	OTHER NAMES	POLITICAL PARTY
01	APAC	OKELLO	ENGOLA CHARLES	NRM
02	ARUA	ANDAMA	RICHARD	NRM
03	BUNDIBUGYO	BAMBALIRA	J. JACKSON	NRM
04	BUSHENYI	ISHANGA	LONGINO NDYANABO	NRM
05	GULU	MAO	NORBERT	DP
06	HOIMA	TINKAMANYIRE	GEORGE	NRM
07	IGANGA	KYAFU	ASUMAN	NRM
08	JINJA	BASAKANA	HANNINGTON	INDEPENDENT
09	KABALE	KAKURU	ADISON	NRM
10	KABAROLE	MUGISA	MICHEAL	NRM
11	KALANGALA	KIKOOLA	DANIEL	NRM
12	KAMPALA	NTEGE	SEBAGGALA NASSER	INDEPENDENT
13	KAMULI	KAUGU	AHMED KAWOYA MUGAINO	INDEPENDENT
14	KAPCHORWA	CHELIMO	NELSON KAPROKUTO	INDEPENDENT
15	KASESE	BWAMBALE	JULIUS KITHAGHENDA	NRM
16	KIBAALE	NAMYAKA	GEORGE	NRM
17	KIBOGA	KIZITO	SIRAJE NKUGWA	NRM
18	KISORO	MATEKE	PHILEMON	NRM
19	KITGUM	KOMAKECH	JOHN OGWOK	FDC
20	KOTIDO	OCHERO	JIMBRICKY NORMAN	INDEPENDENT
21	KUMI	OROT	ISMAEL	NRM
22	LIRA	OJUR	FRANCO	INDEPENDENT
23	LUWEERO	NDAULA	RONALD	INDEPENDENT
24	MASAKA	BAMULANGAKI	VINCENT SSEMPIJJA	NRM
25	MASINDI	BIRIJA	STEVEN	NRM
26	MBALE	MUJASI	BENARD-ELLY MASABA	NRM
27	MBARARA	YAGUMA	WILBERFORCE	NRM
28	MOROTO	LOCHAP	PETER KEN	NRM
29	MOYO	DOLO	IKU PETER	NRM
30	MPIGI	KABEGA	BADRU MUKALAZI MUSISI	NRM
31	MUBENDE	KAKOOZA	JOSEPH	NRM
32	MUKONO	LUKOOYA	FRANCIS MUKOOME	NRM
33	NEBBI	WAPOKRA	JOHN	NRM
34	NTUNGAMO	KARAZAARWE	JOHN WYCLIFFE	NRM
35	PALLISA	WASUGIRYA	FRED BOB	NRM
36	RAKAI	SSEMAKULA	VINCENT LAWRENCE	NRM
37	RUKUNGIRI	KAROKORA	KATONO ZEDEKIA	NRM
38	SOROTI	OCHOLA	STEPHEN	FDC
39	TORORO	OSUNA	EMMANUEL	NRM
40	ADJUMANI	DULU	ANGEL MARK	INDEPENDENT

THE LIST OF GAZETTED DISTRICT CHAIRPERSON, 2006

DISTRICT CODE	DISTRICT NAME	SURNAME	OTHER NAMES	POLITICAL PARTY
41	BUGIRI	LYAVALA	SIRAGI SAMANYA	NRM
42	BUSIA	WERE	PATRICK	NRM
43	KATAKWI	EKONGOT	JOHN ROBERT	INDEPENDENT
44	NAKASONGOLA	WANDIRA	MURULI JAMES	NRM
45	SSEMBABULE	SSENTONGO	HERMAN	INDEPENDENT
46	KAMWENGGE	BUSINGYE	EDWARD	NRM
47	KAYUNGA	MUWANGA	MULONDO THOMAS SERUNDI	NRM
48	KYENJOJO	KAIJA	WILLIAM	NRM
49	MAYUGE	TIGAWALANA	BAKALI IKOBA	NRM
50	PADER	ODOK	PETER W'OCENG	FDC
51	SIRONKO	KIBAALÉ-WAMBI	GABOI-DAVID	NRM
52	WAKISO	KYEYUNE	IAN	NRM
53	YUMBE	GOVULE	IYIGA RASHID	NRM
54	KABERAMAIDO	ENGULU	ROBERT	FDC
55	KANUNGU	KASYA	JOSEPHINE CHARLOTTE	NRM
56	NAKAPIRIPIT	LOROT	JOHN	INDEPENDENT
57	AMOLATAR	ADOLI	OGWOK JOHN ALFRED	INDEPENDENT
58	AMURIA	OCHEN	JULIUS	UPC
59	BUKWO	RUBEN	PAUL CHELIMO	NRM
60	BUTALEJA	WAYA	RICHARD	NRM
61	IBANDA	KAZWENGYE	MELICHIADIS	NRM
62	ISINGIRO	BYARUHANGA	IGNATIUS	NRM
63	KAABONG	LOKERIS	SAMSON	NRM
64	KALIRO	DHIKUSOKA	ELIJAH KAGODA	NRM
65	KIRUHURA	KAMUGUNGUNU	PHILIP	NRM
66	KOBOKO	ABELE	WILLIAM DADA	NRM
67	MANAFA	WALIMBWA	MASOLO PEKE CHARLES	NRM
68	MITYANA	MUSOKE	JOSEPH	NRM
69	NAKASEKE	KOOMU	IGNATIUS KIWANUKA	INDEPENDENT

APPENDIX N

TREND OF VOTER TURNOUT FOR PRESIDENTIAL ELECTIONS SINCE 1996

CODE	DISTRICT	1996			2001			2006		
		Registered Voters	Total Votes Cast	Voter Turnout	Registered Voters	Total Votes Cast	Voter Turnout	Registered Voters	Total Votes Cast	Voter Turnout
01	APAC	218,084	169,583	77.8%	241,310	176,109	73.0%	240,639	170,036	70.7%
02	ARUA	331,687	214,680	64.7%	321,074	194,619	60.6%	281,954	195,246	69.2%
03	BUNDIBUGYO	65,554	53,819	82.1%	81,461	44,239	54.3%	89,035	62,087	69.7%
04	BUSHENYI	283,461	250,820	88.5%	334,236	262,354	78.5%	308,013	238,607	77.5%
05	GULU	195,256	129,200	66.2%	250,715	138,806	55.4%	215,953	133,352	61.8%
06	HOIMA	85,217	68,000	79.8%	129,672	90,646	69.9%	133,384	96,249	72.2%
07	IGANGA	512,029	348,736	68.1%	325,880	209,707	64.4%	286,740	190,814	66.5%
08	JINJA	158,384	100,617	63.5%	223,425	119,421	53.5%	163,681	104,245	63.7%
09	KABALE	198,229	181,913	91.8%	235,495	209,354	88.9%	214,840	172,586	80.3%
10	KABAROLE	336,020	268,591	79.9%	159,369	107,624	67.5%	153,042	107,618	70.3%
11	KALANGALA	13,353	7,068	52.9%	18,324	11,377	62.1%	24,200	14,116	58.3%
12	KAMPALA	538,665	284,759	52.9%	701,895	511,113	72.8%	764,283	441,858	57.8%
13	KAMULI	256,582	186,111	72.5%	311,459	213,103	68.4%	207,242	147,488	71.2%
14	KAPCHORWA	62,212	51,734	83.2%	77,549	65,021	83.8%	61,891	48,408	78.2%
15	KASESE	163,579	123,788	75.7%	208,083	136,436	65.6%	210,826	147,868	70.1%
16	KIBAALE	120,069	98,801	82.3%	163,538	126,121	77.1%	180,770	133,700	74.0%
17	KIBOGA	73,720	51,526	69.9%	105,336	71,795	68.2%	115,852	74,667	64.5%
18	KISORO	84,238	73,711	87.5%	96,250	81,355	84.5%	99,391	82,101	82.6%

TREND OF VOTER TURNOUT FOR PRESIDENTIAL ELECTIONS SINCE 1996

CODE	DISTRICT	1996			2001			2006		
		Registered Voters	Total Votes Cast	Voter Turnout	Registered Voters	Total Votes Cast	Voter Turnout	Registered Voters	Total Votes Cast	Voter Turnout
19	KITGUM	180,257	133,720	74.2%	109,637	69,187	63.1%	115,010	75,123	65.3%
20	KOTIDO	72,507	45,587	62.9%	89,502	67,724	75.7%	56,559	33,373	59.0%
21	KUMI	132,573	96,087	72.5%	148,541	103,114	69.4%	158,510	117,691	74.2%
22	LIRA	250,352	203,654	81.3%	280,548	211,249	75.3%	247,272	164,201	66.4%
23	LUWEERO	210,116	150,127	71.4%	230,585	156,214	67.7%	148,042	96,460	65.2%
24	MASAKA	374,401	269,051	71.9%	387,537	244,511	63.1%	317,684	228,145	71.8%
25	MASINDI	128,166	87,977	68.6%	179,015	113,332	63.3%	195,112	126,271	64.7%
26	MBALE	362,316	241,900	66.8%	326,715	230,198	70.5%	162,767	102,952	63.3%
27	MBARARA	425,529	383,310	90.1%	569,137	469,806	82.5%	175,401	127,294	72.6%
28	MOROTO	75,278	43,662	58.0%	99,508	73,586	73.9%	63,095	37,178	58.9%
29	MOYO	70,429	46,840	66.5%	43,363	26,772	61.7%	42,137	29,482	70.0%
30	MPIGI	472,232	316,332	67.0%	192,807	128,492	66.6%	168,103	117,631	70.0%
31	MUBENDE	234,573	168,586	71.9%	309,541	211,568	68.3%	197,597	132,720	67.2%
32	MUKONO	417,784	274,227	65.6%	403,479	246,081	61.0%	345,689	221,534	64.1%
33	NEBBI	154,171	112,732	73.1%	176,846	120,637	68.2%	176,766	123,261	69.7%
34	NTUNGAMO	150,166	134,379	89.5%	189,018	142,270	75.3%	186,127	145,370	78.1%
35	BUDAKA	187,642	133,190	71.0%	218,300	161,737	74.1%	225,241	166,379	73.9%
36	RAKAI	162,980	121,156	74.3%	204,898	144,672	70.6%	206,289	149,154	72.3%
37	RUKUNGIRI	207,949	204,212	98.2%	249,592	205,947	82.5%	122,711	94,888	77.3%

TREND OF VOTER TURNOUT FOR PRESIDENTIAL ELECTIONS SINCE 1996

CODE	DISTRICT	1996			2001			2006		
		Registered Voters	Total Votes Cast	Voter Turnout	Registered Voters	Total Votes Cast	Voter Turnout	Registered Voters	Total Votes Cast	Voter Turnout
38	SOROTI	234,886	161,029	68.6%	176,177	121,259	68.8%	149,304	109,710	73.5%
39	TORORO	291,585	202,601	69.5%	243,768	167,405	68.7%	164,263	119,684	72.9%
40	ADJUMANI	-	-	-	45,189	25,978	57.5%	49,447	34,778	70.3%
41	BUGIRI	-	-	-	167,970	111,734	66.5%	177,525	123,831	69.8%
42	BUSIA	-	-	-	114,721	73,097	63.7%	111,091	78,913	71.0%
43	KATAKWI	-	-	-	104,011	74,831	71.9%	45,494	33,745	74.2%
44	NAKASONGOLA	-	-	-	64,906	49,330	76.0%	56,502	40,453	71.6%
45	SSEMBABULE	-	-	-	91,198	69,857	76.6%	85,016	62,378	73.4%
46	KAMWENGE	-	-	-	120,720	111,146	92.1%	127,799	94,729	74.1%
47	KAYUNGA	-	-	-	145,037	87,638	60.4%	126,005	84,374	67.0%
48	KYENJOJO	-	-	-	143,329	119,249	83.2%	150,354	110,902	73.8%
49	MAYUGE	-	-	-	136,725	83,938	61.4%	128,811	79,910	62.0%
50	PADER	-	-	-	100,037	70,884	70.9%	122,802	73,189	59.6%
51	SIRONKO	-	-	-	137,076	109,346	79.8%	138,013	99,372	72.0%
52	WAKISO	-	-	-	525,910	303,632	57.7%	457,962	279,487	61.0%
53	YUMBE	-	-	-	65,422	36,125	55.2%	76,151	48,445	63.6%
54	KABERAMAIDO	-	-	-	-	-	-	60,437	46,465	76.9%
55	KANUNGU	-	-	-	-	-	-	96,091	72,208	75.1%
56	NAKAPIRIPIT	-	-	-	-	-	-	46,070	26,862	58.3%

TREND OF VOTER TURNOUT FOR PRESIDENTIAL ELECTIONS SINCE 1996

CODE	DISTRICT	1996			2001			2006		
		Registered Voters	Total Votes Cast	Voter Turnout	Registered Voters	Total Votes Cast	Voter Turnout	Registered Voters	Total Votes Cast	Voter Turnout
57	AMOLATAR	-	-	-	-	-	-	33,020	25,493	77.2%
58	AMURIA	-	-	-	-	-	-	65,691	45,970	70.0%
59	BUKWO	-	-	-	-	-	-	23,925	18,032	75.4%
60	BUTALEJA	-	-	-	-	-	-	69,822	50,341	72.1%
61	IBANDA	-	-	-	-	-	-	87,951	65,349	74.3%
62	ISINGIRO	-	-	-	-	-	-	142,507	113,858	79.9%
63	KAABONG	-	-	-	-	-	-	41,861	26,523	63.4%
64	KALIRO	-	-	-	-	-	-	59,288	46,208	77.9%
65	KIRUHURA	-	-	-	-	-	-	104,992	92,056	87.7%
66	KOBOKO	-	-	-	-	-	-	48,973	30,644	62.6%
67	MANAFA	-	-	-	-	-	-	163,807	120,136	73.3%
68	MITYANA	-	-	-	-	-	-	114,425	80,158	70.1%
69	NAKASEKE	-	-	-	-	-	-	63,541	46,100	72.6%
TOTAL		8,492,231	6,193,816	72.9%	10,775,836	7,511,746	69.7%	10,450,788	7,230,456	69.2%

- Districts not yet created at the time of elections and therefore their figures are represented in their mother districts

APPENDIX O

TREND OF VOTER TURNOUT FOR PARLIAMENTARY ELECTIONS 1996, 2001, 2006

CODE	DISTRICT	1996			2001			2006		
		Registered Voters	Total Cast	Voter Turnout	Registered Voters	Total Cast	Voter Turnout	Registered Voters	Total Votes Cast	Voter Turnout
01	APAC	218,084	132,650	60.8%	228,811	133,259	58.2%	240,639	157,652	65.5%
02	ARUA	331,687	175,656	53.0%	317,965	163,570	51.4%	281,954	195,444	69.3%
03	BUNDIBUGYO	65,554	40,432	61.7%	79,763	46,874	58.8%	89,035	62,082	69.7%
04	BUSHENYI	209,969	169,200	80.6%	329,658	231,311	70.2%	262,664	203,574	77.5%
05	GULU	158,324	86,818	54.8%	231,761	97,257	42.0%	215,953	133,316	61.7%
06	HOIMA	85,217	61,978	72.7%	127,616	80,736	63.3%	133,384	96,223	72.1%
07	IGANGA	446,566	268,064	60.0%	323,360	173,856	53.8%	286,740	188,549	65.8%
08	JINJA	158,384	86,573	54.7%	217,411	90,754	41.7%	163,681	103,913	63.5%
09	KABALE	198,229	165,564	83.5%	231,035	182,746	79.1%	214,840	165,877	77.2%
10	KABAROLE	340,059	225,693	66.4%	154,765	84,799	54.8%	153,042	107,522	70.3%
11	KALANGALA	6,397	3,311	51.8%	9,117	5,269	57.8%	24,200	14,111	58.3%
12	KAMPALA	538,615	184,720	34.3%	696,768	281,511	40.4%	764,283	437,824	57.3%
13	KAMULI	256,582	164,834	64.2%	305,883	179,760	58.8%	207,242	145,369	70.1%
14	KAPCHORWA	62,212	49,107	78.9%	76,156	59,921	78.7%	61,891	48,517	78.4%
15	KASESE	163,579	110,011	67.3%	203,085	116,247	57.2%	210,826	151,705	72.0%
16	KIBAALE	120,073	85,405	71.1%	161,371	104,294	64.6%	153,375	113,347	73.9%
17	KIBOGA	73,720	38,268	51.9%	103,386	50,308	48.7%	55,766	35,374	63.4%
18	KISORO		68,219	81.0%	95,167		78.5%	68,136	56,909	83.5%

TREND OF VOTER TURNOUT FOR PARLIAMENTARY ELECTIONS 1996, 2001, 2006

CODE	DISTRICT	1996			2001			2006		
		Registered Voters	Total Cast	Votes Turnout	Registered Voters	Total Cast	Votes Turnout	Registered Voters	Total Votes Cast	Voter Turnout
		84,238				74,696				
19	KITGUM	180,257	93,718	52.0%	103,876	54,238	52.2%	115,010	74,804	65.0%
20	KOTIDO	72,507	35,706	49.2%	88,874	55,867	62.9%	56,559	33,374	59.0%
21	KUMI	132,573	74,907	56.5%	146,741	86,196	58.7%	158,510	116,553	73.5%
22	LIRA	250,352	164,663	65.8%	276,647	168,305	60.8%	247,272	156,024	63.1%
23	LUWEERO	169,456	97,076	57.3%	224,038	113,968	50.9%	148,042	95,975	64.8%
24	MASAKA	278,074	167,359	60.2%	379,180	179,266	47.3%	317,684	226,738	71.4%
25	MASINDI	128,166	78,093	60.9%	176,647	90,969	51.5%	195,112	85,594	43.9%
26	MBALE	261,196	167,858	64.3%	320,028	192,864	60.3%	162,767	100,089	61.5%
27	MBARARA	386,624	273,916	70.8%	556,728	359,525	64.6%	175,401	126,765	72.3%
28	MOROTO	75,278	37,683	50.1%	95,590	64,129	67.1%	63,095	36,169	57.3%
29	MOYO	70,429	44,239	62.8%	40,965	27,297	66.6%	42,137	29,388	69.7%
30	MPIGI	472,232	246,389	52.2%	188,909	107,564	56.9%	168,103	116,302	69.2%
31	MUBENDE	234,548	142,341	60.7%	305,117	169,810	55.7%	197,597	131,926	66.8%
32	MUKONO	417,784	229,682	55.0%	397,001	173,187	43.6%	324,070	210,842	65.1%
33	NEBBI	156,612	96,307	61.5%	172,742	100,146	58.0%	176,766	123,235	69.7%
34	NTUNGAMO	150,166	119,167	79.4%	186,799	128,327	68.7%	186,127	143,500	77.1%
35	BUDAKA	187,642	118,926	63.4%	216,386	141,058	65.2%	225,241	166,119	73.8%
36	RAKAI	134,431	78,692	58.5%	167,958	83,175	49.5%	206,289	149,091	72.3%
37	RUKUNGIRI		139,056	85.2%	246,640		68.2%	122,711	95,058	77.5%

TREND OF VOTER TURNOUT FOR PARLIAMENTARY ELECTIONS 1996, 2001, 2006

CODE	DISTRICT	1996			2001			2006		
		Registered Voters	Total Cast	Votes Turnout	Registered Voters	Total Cast	Votes Turnout	Registered Voters	Total Votes Cast	Voter Turnout
		163,250				168,286				
38	SOROTI	202,280	112,302	55.5%	173,191	105,872	61.1%	149,304	109,724	73.5%
39	TORORO	239,207	147,953	61.9%	240,444	150,765	62.7%	164,263	117,796	71.7%
40	ADJUMANI	-	-	-	44,210	22,805	51.6%	49,447	34,743	70.3%
41	BUGIRI	-	-	-	165,669	97,431	58.8%	177,525	123,683	69.7%
42	BUSIA	-	-	-	113,554	66,347	58.4%	111,091	79,450	71.5%
43	KATAKWI	-	-	-	98,428	58,422	59.4%	45,494	33,829	74.4%
44	NAKASONGOLA	-	-	-	63,122	34,326	54.4%	56,502	40,376	71.5%
45	SSEMBABULE	-	-	-	15,198	9,435	62.1%	85,016	60,086	70.7%
46	KAMWENGE	-	-	-	69,512	39,430	56.7%	127,799	95,293	74.6%
47	KAYUNGA	-	-	-	141,840	60,431	42.6%	79,701	53,529	67.2%
48	KYENJOJO	-	-	-	141,054	93,067	66.0%	150,354	110,404	73.4%
49	MAYUGE	-	-	-	134,791	77,451	57.5%	128,811	79,393	61.6%
50	PADER	-	-	-	97,813	48,443	49.5%	122,802	73,565	59.9%
51	SIRONKO	-	-	-	135,637	99,772	73.6%	138,013	97,411	70.6%
52	WAKISO	-	-	-	520,821	166,134	31.9%	457,962	274,147	59.9%
53	YUMBE	-	-	-	55,236	33,056	59.8%	76,151	48,559	63.8%
54	KABERAMAIDO	-	-	-	-	-	-	60,437	46,423	76.8%
55	KANUNGU	-	-	-	-	-	-	96,091	72,251	75.2%
56	NAKAPIRIPIT	-	-	-	-	-	-	46,070	17,971	39.0%

TREND OF VOTER TURNOUT FOR PARLIAMENTARY ELECTIONS 1996, 2001, 2006

CODE	DISTRICT	1996			2001			2006		
		Registered Voters	Total Cast	Votes Voter Turnout	Registered Voters	Total Cast	Votes Voter Turnout	Registered Voters	Total Votes Cast	Voter Turnout
			-		-					
57	AMOLATAR	-	-	-	-	-	-	33,020	25,365	76.8%
58	AMURIA	-	-	-	-	-	-	65,691	46,378	70.6%
59	BUKWO	-	-	-	-	-	-	23,925	18,066	75.5%
60	BUTALEJA	-	-	-	-	-	-	69,822	50,200	71.9%
61	IBANDA	-	-	-	-	-	-	87,951	64,778	73.7%
62	ISINGIRO	-	-	-	-	-	-	142,507	113,752	79.8%
63	KAABONG	-	-	-	-	-	-	41,861	26,599	63.5%
64	KALIRO	-	-	-	-	-	-	59,288	45,871	77.4%
65	KIRUHURA	-	-	-	-	-	-	51,200	41,127	80.3%
66	KOBOKO	-	-	-	-	-	-	48,973	30,778	62.8%
67	MANAFA	-	-	-	-	-	-	163,807	102,550	62.6%
68	MITYANA	-	-	-	-	-	-	114,425	80,215	70.1%
69	NAKASEKE	-	-	-	-	-	-	63,541	45,634	71.8%
TOTAL		7,880,553	4,782,536	60.7%	10,394,464	5,784,532	55.7%	10,164,988	6,894,800	67.8%

** Total number of registered voters used to derive voter turnout exclude voters in the constituencies where candidates were nominated and declared elected unopposed.*

APPENDIX P

TREND OF VOTER TURNOUT FOR ELECTION OF DISTRICT CHAIRPERSONS 2001 AND 2006

DCODE	DISTRICT	2001			2006		
		Registered Voters	Total Cast	Votes Voter Turnout	Registered Voters	Total Cast	Votes Voter Turnout
01	APAC	210,163	115,087	54.8%	240,639	117,469	48.8%
02	ARUA	242,512	122,038	50.3%	281,954	102,460	36.3%
03	BUNDIBUGYO	63,301	39,667	62.7%	89,035	49,698	55.8%
04	BUSHENYI	259,864	190,731	73.4%	308,013	156,144	50.7%
05	GULU	168,005	72,202	43.0%	215,953	87,997	40.7%
06	HOIMA	89,791	59,621	66.4%	133,384	52,238	39.2%
07	IGANGA	247,435	155,692	62.9%	286,740	134,054	46.8%
08	JINJA	131,709	64,758	49.2%	163,681	65,107	39.8%
09	KABALE	181,966	137,240	75.4%	214,840	132,433	61.6%
10	KABAROLE	112,358	69,024	61.4%	153,042	66,388	43.4%
11	KALANGALA	15,341	9,078	59.2%	24,200	10,443	43.2%
12	KAMPALA	511,182	286,170	56.0%	764,283	316,304	41.4%
13	KAMULI	216,765	UNOPPOSED	-	207,242	99,607	48.1%
14	KAPCHORWA	72,923	56,683	77.7%	61,891	42,783	69.1%
15	KASESE	174,970	120,496	68.9%	210,826	117,393	55.7%
16	KIBAALE	141,558	95,084	67.2%	180,770	UNOPPOSED	-
17	KIBOGA	86,021	51,899	60.3%	115,852	47,681	41.2%
18	KISORO	85,320	64,166	75.2%	99,391	UNOPPOSED	-
19	KITGUM	91,120	53,582	58.8%	115,010	54,071	47.0%
20	KOTIDO	79,150	45,658	57.7%	56,559	33,501	59.2%
21	KUMI	125,159	73,566	58.8%	158,510	74,861	47.2%
22	LIRA	242,423	131,698	54.3%	247,272	97,947	39.6%
23	LUWEERO	159,528	84,761	53.1%	148,042	UNOPPOSED	-
24	MASAKA	258,333	116,184	45.0%	317,684	130,081	40.9%
25	MASINDI	141,037	73,446	52.1%	195,112	86,137	44.1%
26	MBALE	274,273	UNOPPOSED	-	162,767	84,304	51.8%
27	MBARARA	403,064	UNOPPOSED	-	175,401	UNOPPOSED	-
28	MOROTO	50,456	29,711	58.9%	63,095	UNOPPOSED	-
29	MOYO	33,531	25,800	76.9%	42,137	25,043	59.4%
30	MPIGI	138,431	71,553	51.7%	168,103	65,953	39.2%
31	MUBENDE	240,188	UNOPPOSED	-	197,597	UNOPPOSED	-
32	MUKONO	264,113	100,470	38.0%	345,689	121,965	35.3%

**TREND OF VOTER TURNOUT FOR ELECTION OF DISTRICT CHAIRPERSONS
2001 AND 2006**

DCODE	DISTRICT	2001			2006		
		Registered Voters	Total Cast Votes	Voter Turnout	Registered Voters	Total Cast Votes	Voter Turnout
33	NEBBI	148,302	79,707	53.7%	176,766	75,375	42.6%
34	NTUNGAMO	153,257	117,994	77.0%	186,127		0.0%
35	BUDAKA	184,909	137,191	74.2%	225,241	149,002	66.2%
36	RAKAI	158,085	93,031	58.8%	206,289	91,540	44.4%
37	RUKUNGIRI	101,310	71,887	71.0%	122,711	67,779	55.2%
38	SOROTI	92,743	59,872	64.6%	149,304	70,092	46.9%
39	TORORO	202,354	171,113	84.6%	164,263	80,338	48.9%
40	ADJUMANI	35,974	26,222	72.9%	49,447	29,775	60.2%
41	BUGIRI	149,381	90,216	60.4%	177,525	77,619	43.7%
42	BUSIA	92,907	64,423	69.3%	111,091	51,005	45.9%
43	KATAKWI	81,521	48,672	59.7%	45,494	24,144	53.1%
44	NAKASONGOLA	41,885	25,896	61.8%	56,502	25,089	44.4%
45	SSEMBABULE	65,494	47,952	73.2%	85,016	50,776	59.7%
46	KAMWENGE	103,597	70,786	68.3%	127,799	70,250	55.0%
47	KAYUNGA	105,821	67,591	63.9%	126,005	60,370	47.9%
48	KYENJOJO	116,445	UNOPPOSED	-	150,354	74,359	49.5%
49	MAYUGE	109,221	69,643	63.8%	128,811	58,100	45.1%
50	PADER	93,180	48,993	52.6%	122,802	51,157	41.7%
51	SIRONKO	117,837	82,421	69.9%	138,013	102,579	74.3%
52	WAKISO	302,938	111,416	36.8%	457,962	149,523	32.6%
53	YUMBE	55,322	39,739	71.8%	76,151	46,931	61.6%
54	KABERAMAIDO	40,981	UNOPPOSED	-	60,437	29,642	49.0%
55	KANUNGU	77,798	UNOPPOSED	-	96,091	52,223	54.3%
56	NAKAPIRIPIT	38,468	22,805	59.3%	46,070	25,762	55.9%
57	AMOLATAR	-	-	-	33,020	20,965	63.5%
58	AMURIA	-	-	-	65,691	31,099	47.3%
59	BUKWO	-	-	-	23,925	14,596	61.0%
60	BUTALEJA	-	-	-	69,822	40,798	58.4%
61	IBANDA	-	-	-	87,951	UNOPPOSED	-
62	ISINGIRO	-	-	-	142,507	UNOPPOSED	-
63	KAABONG	-	-	-	41,861	27,041	64.6%
64	KALIRO	-	-	-	59,288	36,336	61.3%
65	KIRUHURA	-	-	-	104,992	UNOPPOSED	-

**TREND OF VOTER TURNOUT FOR ELECTION OF DISTRICT CHAIRPERSONS
2001 AND 2006**

DCODE	DISTRICT	2001			2006		
		Registered Voters	Total Cast	Votes Turnout	Registered Voters	Total Cast	Votes Turnout
66	KOBOKO	-	-	-	48,973	25,299	51.7%
67	MANAFA	-	-	-	163,807	120,893	73.8%
68	MITYANA	-	-	-	114,425	47,323	41.4%
69	NAKASEKE	-	-	-	63,541	UNOPPOSED	-
TOTAL		8,181,720	4,063,635	59.7%	10,450,788	4,249,842	46.3%

- Voters in districts where candidates were nominated and declared elected unopposed are excluded when computing voter turnout.